

INO 1000 square

suspended


034-4443437H



Project / Type

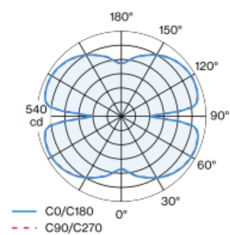
Notes

Count / Date

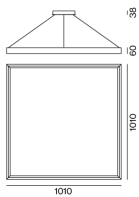


Square light fitting made of aluminium; seamlessly welded; surface white powder coated; suspended luminaire with 2000mm cable suspension (canopy central); height adjustment without tools; incl. transparent feed; electronic operating unit installed in the canopy; light colour 2700 K; binning initial MacAdam ≤ 3 SDCM; CRI ≥ 90 ; min. 90% of luminous flux after 50000 operating hours; energy efficient LEDs with high CRI; HPO (High Performance Opal) cover for uniform illumination; inwards facing emission characteristics; direct/indirect light emission for additional accentuation of the ceiling; canopy with 2 cable openings and plug-in terminal for through wiring; degree of protection IP20; PC1; 220-240 V; internal wiring in light halogen free; incl. DALI-2 converter; light source replaceable by an authorized professional; control gear replaceable by an authorized professional;

Light distribution



Product drawing



General

Ceiling , Suspended

white , RAL 9010 ¹

IP20

indirect 2890 lm

direct 2890 lm

total 5780 lm

LED

2700 K

CRI ≥ 90

L90 / 50000 h

initial MacAdam ≤ 3 SDCM

R_g: 101 , R_f: 90 , R_{f(1-5)}: 88

MR 0.51

MDER 0.46

Optical

High Performance Opal

opal (lambertsch)

PstLM ≤ 1.0 ²

SVM ≤ 0.4 ²

Electrical

DALI-2

220-240 V

system 52 W

system 111 lm/W³

PC1

1 DALI Addr.

Physical

cable 2000 mm

length 1010 mm

width 1010 mm

height 60 mm

4.5 kg

¹ RAL code ² Value of containing product at full load (undimmed)
³ FIXTURE: incl. consideration of optical losses & internal control unit losses SYSTEM: incl. consideration of optical losses, internal control unit losses & operating device efficiency.

Installation instructions



Lighting calculator



INO 1000 square

suspended

034-4443437H



Project / Type

Notes

Count / Date

Maintenance Factors

Operating Time [h]	10 000	20 000	30 000	40 000	50 000
LLMF	0.98	0.96	0.94	0.92	0.9
LSF	1	1	1	1	1

MF	LMF × RSMF × LLMF × LSF	RSMF ^a	Room Surface Maintenance Factor
MF	Maintenance Factor	LLMF	Lamp Lumens Maintenance Factor
LMF ^a	Luminaire Maintenance Factor	LSF	Lamp Survival Faktor

^a According to "CIE 97, Maintenance of indoor electric lighting systems", 2005, ISBN 3-900-734-34-8. The values must be determined by the planner.

Circuit Breaker Types

Automatic Circuit Breaker Type	Number of Fixtures
B10	10
B13	13
B16	16
B20	21
C10	16
C13	21
C16	26
C20	35

