

MINO 60 mid lumen

ceiling offset


046-47L261GH



Project / Type

Notes

Count / Date



General

Ceiling , Surface

grey , RAL 9006 ¹

IP20

Ball impact resistant DIN 18032-3

773 lm

1350 lm/m

LED

4000 K

CRI ≥ 80

L90 / 50000 h

initial MacAdam ≤ 3 SDCM

MR 0.72

MDER 0.65

Optical

High Performance Opal

opal (lambertsch)

PstLM ≤ 1.0 ²

SVM ≤ 0.4 ²

Electrical

non DIM

220-240 V

system 6.9 W

system 112 lm/W³

PC1

12 W/m

Physical

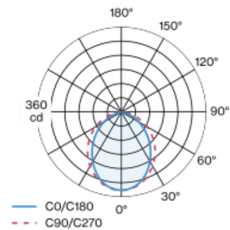
length 575 mm

width 60 mm

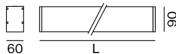
height 90 mm

1.75 kg

Light distribution



Product drawing



¹ RAL code ² Value of containing product at full load (undimmed)
³ FIXTURE: incl. consideration of optical losses & internal control unit losses SYSTEM: incl. consideration of optical losses, internal control unit losses & operating device efficiency.

Installation instructions



Lighting calculator

