

MINO 60 high lumen

ceiling offset


046-47M5538H



Project / Type

Notes

Count / Date



RG0

IEC 62471

220-240V

X-PERT

X-PERT

General

Ceiling , Surface

black , RAL9005 ¹

1720 lm/m

IP20

Ball impact resistant DIN 18032-3

2530 lm

LED

3000 K

CRI ≥ 80

L90 / 50000 h

photobio. safety RG 0 - no Risk

initial MacAdam ≤ 3 SDCM

MR 0.56

MDER 0.51

Optical

High Performance Opal

opal (lambertsch)

PstLM ≤ 1.0 ²

SVM ≤ 0.4 ²

Electrical

DALI-2

system 29.1 W

PC1 220-240V

system 87 lm/W³

1 DALI Addr.

20 W/m

Physical

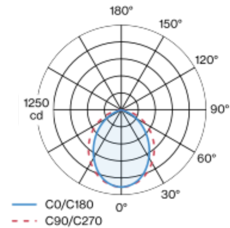
length 1475 mm

width 60 mm

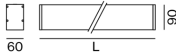
height 90 mm

3.8 kg

Light distribution



Product drawing



¹ RAL code ² Value of containing product at full load (undimmed)
³ incl. optical losses and the efficiency of the operating device (converter)

Installation instructions



Lighting calculator



MINO 60 high lumen

ceiling offset
046-47M5538H



Project / Type

Notes

Count / Date

Maintenance Factors

Operating Time [h]	10 000	20 000	30 000	40 000	50 000
LLMF	0.98	0.96	0.94	0.92	0.9
LSF	1	1	1	1	1
MF	LMF × RSMF × LLMF × LSF		RSMF ^a	Room Surface Maintenance Factor	
MF	Maintenance Factor		LLMF	Lamp Lumens Maintenance Factor	
LMF ^a	Luminaire Maintenance Factor		LSF	Lamp Survival Faktor	

^a According to "CIE 97, Maintenance of indoor electric lighting systems", 2005, ISBN 3-900-734-34-8. The values must be determined by the planner.

Circuit Breaker Types

Automatic Circuit Breaker Type	Number of Fixtures
B10	7
B13	10
B16	12
B20	14
C10	10
C13	20
C16	24
C20	28

