

# MINO 60 high lumen

ceiling offset


046-47M8518H



Project / Type

Notes

Count / Date



### General

Ceiling , Surface

black , RAL 9005 <sup>1</sup>

IP20

Ball impact resistant DIN 18032-3

4040 lm

1720 lm/m

### LED

3000 K

CRI ≥ 80

L90 / 50000 h

initial MacAdam ≤ 3 SDCM

MR 0.56

MDER 0.51

### Optical

High Performance Opal

opal (lambertsch)

PstLM ≤ 1.0 <sup>2</sup>

SVM ≤ 0.4 <sup>2</sup>

### Electrical

non DIM

220-240 V

system 45 W

system 90 lm/W<sup>3</sup>

PC1

19 W/m

### Physical

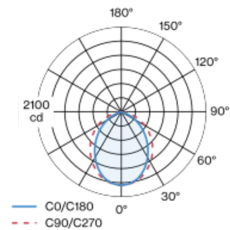
length 2347 mm

width 60 mm

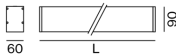
height 90 mm

5.8 kg

### Light distribution



### Product drawing



<sup>1</sup> RAL code <sup>2</sup> Value of containing product at full load (undimmed)  
<sup>3</sup> FIXTURE: incl. consideration of optical losses & internal control unit losses SYSTEM: incl. consideration of optical losses, internal control unit losses & operating device efficiency.

### Installation instructions



### Lighting calculator



# MINO 60 high lumen

ceiling offset

046-47M8518H



Project / Type

Notes

Count / Date

## Maintenance Factors

Operating Time [h]	10 000	20 000	30 000	40 000	50 000
LLMF	0.98	0.96	0.94	0.92	0.9
LSF	1	1	1	1	1
MF	LMF × RSMF × LLMF × LSF		RSMF <sup>a</sup>	Room Surface Maintenance Factor	
MF	Maintenance Factor		LLMF	Lamp Lumens Maintenance Factor	
LMF <sup>a</sup>	Luminaire Maintenance Factor		LSF	Lamp Survival Faktor	

<sup>a</sup> According to "CIE 97, Maintenance of indoor electric lighting systems", 2005, ISBN 3-900-734-34-8. The values must be determined by the planner.

## Circuit Breaker Types

Automatic Circuit Breaker Type	Number of Fixtures
B10	17
B13	22
B16	27
B20	34
C10	28
C13	37
C16	46
C20	57

