

# BETO sensor direct / indirect


free standing U-shape  
074-6944677B



Project / Type

Notes

Count / Date



### General

Floor , Standing

white , RAL 9010 <sup>1</sup>

Reflector dark chrome

IP20

indirect 5710 lm

direct 1500 lm

total 7210 lm

### LED

4000 K

CRI ≥ 80

L90 / 50000 h

initial MacAdam ≤ 3 SDCM

MR 0.72

MDER 0.65

### Optical

Reflector

asymmetric

UGR ≤ 10

PstLM ≤ 1.0 <sup>2</sup>

SVM ≤ 0.4 <sup>2</sup>

### Electrical

ESSENTIAL sensor (brightness & presence)

220-240 V

system 51 W

system 141 lm/W<sup>3</sup>

PC1

### Physical

U-shape

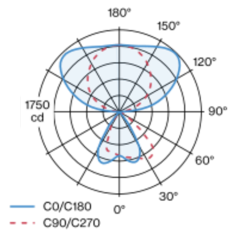
length 1055 mm

width 42 mm

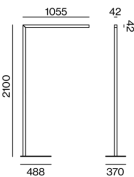
height 2100 mm

Free standing luminaire from extruded aluminium profile in angular design; extremely slim design (only 42 x 42 mm); square downpipe; pedestal with recess for table base (U-shape); surface white powder coated; direct/ indirect illumination characteristic; direct light component with high gloss reflector + faceted design and asymmetric radiation characteristic; Reflector dark chrome; indirect light component with integrated PC boards and high quality lens system for maximum, homogeneous ceiling illumination; UGR ≤ 10; light colour 4000 K; binning initial MacAdam ≤ 3 SDCM; CRI ≥ 80; min. 90% of luminous flux after 50000 operating hours; energy efficient LEDs with high CRI; degree of protection IP20; PC1; 220-240 V; luminaire with integrated infrared presence and brightness sensor (ESSENTIAL sensor); automatic light control for individually adjustable brightness; variable automatic shutdown; including TOUCH DIM control for individual control of the brightness; presence sensor detection range ø4,5m on the floor; incl. connection cable (3m) with safety plug; light source replaceable by an authorized professional; control gear replaceable by an authorized professional;

### Light distribution



### Product drawing



<sup>1</sup> RAL code <sup>2</sup> Value of containing product at full load (undimmed)  
<sup>3</sup> incl. consideration of optical losses, internal control unit losses  
& operating device efficiency

### Installation instructions

