


MITA circle 160

trim

074-8122518R 002-91122



Project / Type
Notes
Count / Date



General

Ceiling , Recessed
black , RAL 9005 ¹
Reflector chrome
IP20
1050 lm
fixture 164 lm/W ²

LED

3000 K
CRI ≥ 80
L90 / 50000 h
initial MacAdam ≤ 3 SDCM
MR 0.56
MDER 0.51

Optical

Reflector
symmetric
UGR < 19 , ≥ 65° < 1500 cd/m ²
PstLM ≤ 1.0 ³
SVM ≤ 0.4 ³

Electrical

non DIM
220-240 V
system 8.5 W
fixture 6.4 W
22 Vf
300 mA
PC2

Physical

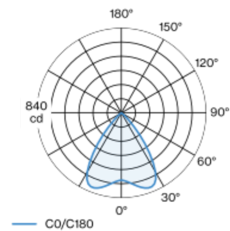
trim
diameter 165 mm
height 47 mm
0.55 kg

Cutout

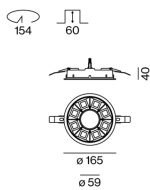
diameter 154 mm
min. ceiling thickness 2 mm
max. ceiling thickness 25 mm
recessed depth 60 mm

Ring-shaped light fitting in die-cast aluminium; extremely slim design; recessed light with wrap around edge; suitable for ceiling thickness of 2-25 mm; surface black powder coated; incl. blind cover made of plastic in the cut-out; SASSO 60 round or SPIO 60 for installation in the cut-out available as an accessory; light colour 3000 K; binning initial MacAdam ≤ 3 SDCM; CRI ≥ 80; min. 90% of luminous flux after 50000 operating hours; energy efficient LEDs with high CRI; high gloss reflector with faceted design; Reflector chrome; UGR ≤ 19; VDU compatible workplace luminaire according to DIN EN 12464-1; luminance above 65° ≤ 1500 cd/m²; degree of protection IP20; PC2; 220-240 V; internal wiring in light halogen free; incl. converter, non dimmable; converter wired secondary side; through wiring connection box, 3-pole or 5-pole, available as an accessory; accessories are listed separately; light source replaceable by an authorized professional; control gear replaceable by an authorized professional;

Light distribution



Product drawing



¹ RAL code
² FIXTURE: incl. consideration of optical losses & internal control unit losses SYSTEM: incl. consideration of optical losses, internal control unit losses & operating device efficiency.
³ Value of containing product at full load (undimmed)

Installation instructions



Lighting calculator

