

# MITA circle 160

trimless


074-8222617R 002-91120



Project / Type

Notes

Count / Date



### General

Ceiling , Recessed

white , RAL9016 <sup>1</sup>

Reflector chrome

IP20

1190 lm

### LED

4000 K

CRI ≥ 80

L90 / 50000 h

initial MacAdam ≤ 3 SDCM

MR 0.72

MDER 0.65

### Optical

Reflector

symmetric

UGR < 19 , ≥65° <1500 cd/m<sup>2</sup>

PstLM ≤ 1.0 <sup>2</sup>

SVM ≤ 0.4 <sup>2</sup>

### Electrical

DALI-2

8.5 W

inset 6.4 W

22 Vf

75 mA

PC2 220-240V

140 lm/W

inset 187 lm/W

1 DALI Addr.

### Physical

trimless

diameter 160 mm

height 47 mm

1.42 kg

### Cutout

diameter 161 mm

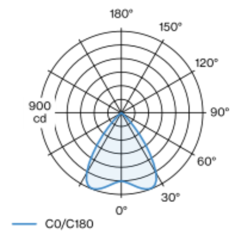
min. ceiling thickness 12.5 mm

max. ceiling thickness 25 mm

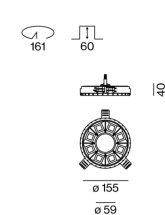
recessed depth 60 mm

Ring-shaped light fitting in die-cast aluminium; extremely slim design; for trimless installation in plasterboard ceilings; suitable for ceiling thickness of 12.5/15/20/25 mm; surface white powder coated; incl. blind cover made of plastic in the cut-out; SASSO 60 round or SPIO 60 for installation in the cut-out available as an accessory; light colour 4000 K; binning initial MacAdam ≤ 3 SDCM; CRI ≥ 80; min. 90% of luminous flux after 50000 operating hours; energy efficient LEDs with high CRI; high gloss reflector with faceted design; Reflector chrome; UGR ≤ 19; VDU compatible workplace luminaire according to DIN EN 12464-1; luminance above 65° ≤ 1500 cd/m<sup>2</sup>; degree of protection IP20; PC2 220-240V; internal wiring in light halogen free; incl. DALI-2 converter; converter wired secondary side; through wiring connection box, 3-pole or 5-pole, available as an accessory; accessories are listed separately; light source replaceable by an authorized professional; control gear replaceable by an authorized professional;

### Light distribution



### Product drawing



<sup>1</sup> RAL code <sup>2</sup> Value of containing product at full load (undimmed)

### Installation instructions



### Lighting calculator

