

BO 45 surface


049-623041XV 002-90726



Project / Type

Notes

Count / Date



General

Ceiling , Track

tilt max 90°

rotation 350°

special colours

IP20

406 lm

fixture 59 lm/W¹

LED

2700 K

CRI ≥ 90

L85 / 50000 h

initial MacAdam ≤ 3 SDCM

R_g: 99 , R_r: 91 , R_{t(1-15)}: 89

MR 0.54

MDER 0.49

Optical

super spot

beam angle 8°

PstLM ≤ 1.0 ²

SVM ≤ 0.4 ²

Electrical

non DIM

220-240 V

system 9.2 W

fixture 6.9 W

11 Vf

600 mA

PC2

Physical

diameter 45 mm

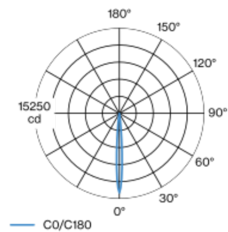
height 155 mm

0.49 kg

¹ FIXTURE: incl. consideration of optical losses & internal control unit losses SYSTEM: incl. consideration of optical losses, internal control unit losses & operating device efficiency.
² Value of containing product at full load (undimmed)

Cylindrical spotlight in aluminium; surface special colours powder coated; 350° rotatable and 90° tiltable; with surface mounted housing; passive cooling of the LEDs through improved heat sink geometry; with high power LED for maximum efficiency; no appearance of multiple shadows; light colour 2700 K; binning initial MacAdam ≤ 3 SDCM; CRI ≥ 90; min. 85% of luminous flux after 50000 operating hours; energy efficient LEDs with high CRI; incl. high quality lens system; precise radiation characteristic with 8° beam; good glare control through recessed light point level; optical attachment available as accessory; accessories are listed separately; degree of protection IP20; PC2; 220-240 V; incl. converter, non dimmable; external converter for ceiling insertion, through-wiring suitable; light source replaceable by an authorized professional; control gear replaceable by an authorized professional;

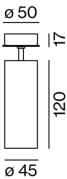
Light distribution



super spot 8°

h (m)	E0° (lx)	ø (m)
1	14200	0.14
2	3500	0.28
3	1600	0.41
4	900	0.55
5	600	0.69

Product drawing



Installation instructions



Lighting calculator

