

SASSO 60 round downlight

trimless exposed concrete

048-2602E19F 048-2695210 002-90762



Project / Type

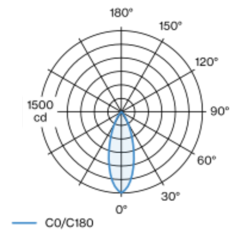
Notes

Count / Date

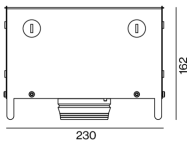
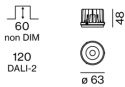


Round recessed spotlight in die-cast aluminium; 1 lamp; surface gold; installation without tools in mounting set due to patented ball catch system; concrete housings for exposed concrete ceilings; for trimless installation; passive cooling of the LEDs through improved heat sink geometry; with COB (Chip on Board) technology for maximum efficiency; no appearance of multiple shadows; CWD (Colour Warm Dimming) of 1800K - 3000K; binning initial MacAdam ≤ 3 SDCM; CRI ≥ 90 ; min. 85% of luminous flux after 50000 operating hours; energy efficient LEDs with high CRI; incl. high quality lens system; precise radiation characteristic with 36° beam; UGR ≤ 19 ; degree of protection from below IP40 (from above IP20); PC2 220-240V; incl. DALI-2 converter; light source replaceable by an authorized professional; control gear replaceable by an authorized professional;

Light distribution



Product drawing



General

Ceiling , Recessed

rotation 360°

gold , RAL260-M ¹

Mounting set white aluminium

front IP40 , back IP20

714 lm

LED

colour warm dimming

1800 K - 3000 K

CRI ≥ 90

L85 / 50000 h

initial MacAdam ≤ 3 SDCM

R_g: 101 , R_r: 94 , R_{1-15}: 96

MR 0.64

MDER 0.58

Optical

flood

beam angle 36°

UGR < 19

PstLM ≤ 1.0 ²

SVM ≤ 0.4 ²

Electrical

DALI-2

system 12.0 W

inset 10.2 W

300 mA

PC2 220-240V

system 60 lm/W³

inset 70 lm/W⁴

1 DALI Addr.

Physical

trimless for exposed concrete ceiling

length 230 mm

width 230 mm

height 162 mm

2.41 kg

Cutout

recessed depth 120 mm

¹ RAL code ² Value of containing product at full load (undimmed)
³ incl. optical losses and the efficiency of the operating device (converter)
⁴ incl. optical losses

Installation instructions



Lighting calculator



SASSO 60 round downlight

trimless exposed concrete

048-2602E19F 048-2695210 002-90762



Project / Type

Notes

Count / Date

Maintenance Factors

Operating Time [h]	10 000	20 000	30 000	40 000	50 000
LLMF	0.96	0.94	0.91	0.89	0.86
LSF	1	1	1	1	1
MF	LMF × RSMF × LLMF × LSF		RSMF ^a Room Surface Maintenance Factor		
MF	Maintenance Factor		LLMF Lamp Lumens Maintenance Factor		
LMF ^a	Luminaire Maintenance Factor		LSF Lamp Survival Faktor		

^a According to "CIE 97, Maintenance of indoor electric lighting systems", 2005, ISBN 3-900-734-34-8. The values must be determined by the planner.

Circuit Breaker Types

Automatic Circuit Breaker Type	Number of Fixtures
B10	18
B16	30
C10	23
C16	36

Components

EXPOSED CONCRETE MOUNTING HOUSING

COLOUR	L·W·H (MM)	ARTICLE NUMBER(S)
white aluminium	230-230-162	048-2695210



CONVERTER

TYPE	L·W·H (MM)	ARTICLE NUMBER(S)
28 W	143-43-30	002-90762

