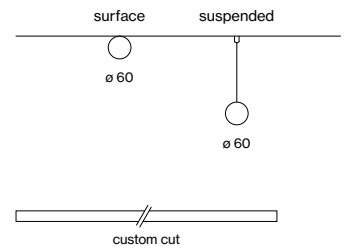




Quickinfo

3000 K, 4000 K
 CRI \geq 80, 3 SDCM
 up to 3160 lm/m
 up to 114 lm/W
 L90 @ 50 000 h
 non DIM, DALI-2
 opal

Types



Colours



Light distributions



TUBO 60 system


surface / suspended

EN Supporting profile in extruded aluminium; end cap in aluminium; for continuous lighting systems; surface powder coated; surface mounted or suspended luminaire with cable suspension; height adjustment without tools; with transparent feeder cable; electrical connection of the luminaires via plug / socket system; no separate wiring required; light control via high-quality lens system for maximum, homogeneous illumination; completely homogeneously illuminated, cylindrical HPO (High Performance Opal) cover; energy-efficient LEDs with very good colour rendering

DE Tragprofil aus Aluminiumstrangpressprofil; Enddeckel aus Aluminium; für durchgehende Lichtsysteme; Oberfläche pulverbeschichtet; Anbau- bzw. Pendelleuchte mit Seilabhängung; werkzeuglose Höhenverstellung; inkl. transp. Einspeiseleitung; elektrische Verbindung der Leuchten mittels Buchse / Stecker System; keine separate Verdrahtung nötig; Lichtlenkung mittels hochwertiger Linsenoptik für maximale, homogene Ausleuchtung; absolut homogen ausgeleuchtete, zylindrische HPO (High Performance Opal) Abdeckung; energieeffiziente LEDs mit sehr guter Farbwiedergabe



single luminaire
(p. 572)



uniform
illumination

Order options

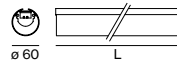
COLOUR TEMPERATURE	••
3000K	5
4000K	6

CONTROL	◆
non DIM	1
DALI-2	3

MATERIAL COLOUR	■
○ pure white RAL 9010	7
● jet black RAL 9005	8

MATERIAL COLOUR	■
CABLE SUSPENSION	■
chrome	0
black	8

TUBO 60 surface/suspended



INSTALLATION CHANNEL + LIGHT INSET + LIGHT OPTIC COVER

SYS. POWER	COLOUR TEMP.	LUM. FLUX	L (mm)	ORDER CODE
16.5 W	3000K	1780lm	595	058-3022◆◆□○
	4000K	1880lm		
33 W	3000K	3560lm	1181	058-3024◆◆□○
	4000K	3760lm		
66 W	3000K	7110lm	2351	058-3028◆◆□○
	4000K	7530lm		
82 W	3000K	8890lm	2936	058-3029◆◆□○
	4000K	9410lm		

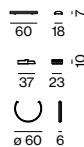
Accessories surface

END CAP / POWER FEEDER



TYPE	ORDER CODE
end cap	058-301001□
end cap power feeder	058-301021□
middle power feeder	058-301121□

LINEAR CONNECTOR



TYPE	ORDER CODE
mechanical	058-301311□
mechanical & electrical	058-301312□
incl. opal cover connector	

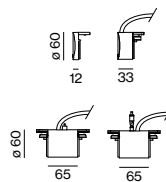
CEILING MOUNTING SET



TYPE	L (mm)	ORDER CODE
ceiling mounting set	75	058-301411□

Accessories suspended

END CAP / POWER FEEDER incl. feeder cable

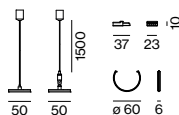


TYPE	ORDER CODE
end cap	058-301001□
end cap power feeder 5×1.5mm ²	058-301041□
middle power feeder* 5×1.5mm ²	058-301131□
middle power feeder angular** 5×1.5mm ²	058-301132□

*incl. cable suspension 1500 mm

**incl. cable suspension angular max. 60° 1500 mm

LINEAR CONNECTOR



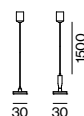
TYPE	ORDER CODE
mechanical*	058-301321□
mechanical angular**	058-301331□
mechanical & electrical*	058-301322□
mechanical & electrical angular**	058-301332□

incl. opal cover connector

*incl. cable suspension 1500 mm

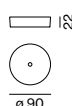
**incl. cable suspension angular max. 60° 1500 mm

CABLE SUSPENSION



TYPE	L (mm)	ORDER CODE
cable suspension	1500	058-301421■
cable suspension angular max. 60°	1500	058-301431■

CANOPY



TYPE	Ø-H (mm)	ORDER CODE
non DIM / DALI-2	90-22	005-260003□

for electrical system configuration see luminaire data sheet at xal.com

LUMINOUS FLUX value calculated for
CRI ≥ 80, colour white, cover opal