

BASO 40opal

trimless


045-0728630H



Project / Type

Notes

Count / Date



General

Ceiling , Recessed

aluminium raw

IP20

5620 lm

2340 lm/m

LED

4000 K

CRI ≥ 80

L90 / 50000 h

initial MacAdam ≤ 3 SDCM

MR 0.72

MDER 0.66

Optical

High Performance Opal

opal (lambertsch)

PstLM ≤ 1.0 ¹

SVM ≤ 0.4 ¹

Electrical

DALI-2

220-240 V

system 55 W

system 102 lm/W²

PC1

1 DALI Addr.

23 W/m

Physical

trimless

length 2420 mm

width 40 mm

height 75 mm

3.6 kg

Cutout

length 2408 mm

width 48 mm

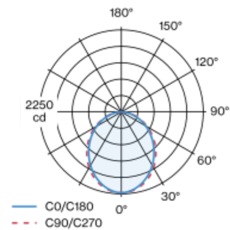
min. ceiling thickness 8 mm

max. ceiling thickness 20 mm

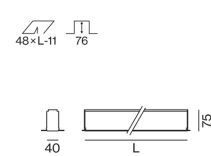
recessed depth 76 mm

Luminaire housing made of extruded aluminium profile; suitable for rimless installation in plasterboard ceilings; specially designed trim with grooves for better adhesion of smoothing compound; suitable for ceiling thickness of 8-20 mm; surface aluminium raw; luminaire profile with pre-assembled converter unit can be pre-mounted on site; remaining lamp components mounted without tools; light colour 4000 K; binning initial MacAdam ≤ 3 SDCM; CRI ≥ 80; min. 90% of luminous flux after 50000 operating hours; energy efficient LEDs with high CRI; HPO (High Performance Opal) cover for uniform illumination; degree of protection IP20; PC1; 220-240 V; internal wiring in light halogen free; incl. DALI-2 converter; light source replaceable by an authorized professional; control gear replaceable by an authorized professional;

Light distribution



Product drawing



¹ Value of containing product at full load (undimmed)
² FIXTURE: incl. consideration of optical losses & internal control unit losses SYSTEM: incl. consideration of optical losses, internal control unit losses & operating device efficiency.

Installation instructions



Lighting calculator



BASO 40 opal

trimless

045-0728630H



Project / Type

Notes

Count / Date

Maintenance Factors

Operating Time [h]	10 000	20 000	30 000	40 000	50 000
LLMF	0.98	0.95	0.93	0.91	0.9
LSF	1	1	1	1	1
MF	LMF × RSMF × LLMF × LSF		RSMF ^a	Room Surface Maintenance Factor	
MF	Maintenance Factor		LLMF	Lamp Lumens Maintenance Factor	
LMF ^a	Luminaire Maintenance Factor		LSF	Lamp Survival Faktor	

^a According to "CIE 97, Maintenance of indoor electric lighting systems", 2005, ISBN 3-900-734-34-8. The values must be determined by the planner.

Circuit Breaker Types

Automatic Circuit Breaker Type	Number of Fixtures
B10	7
B13	10
B16	12
B20	14
C10	10
C13	20
C16	24
C20	28

