

BASO 40 reflector

surface


045-112263GR



Project / Type

Notes

Count / Date



General

Ceiling , Surface

grey , RAL9006 ¹

IP20

2180 lm

3660 lm/m

LED

4000 K

CRI ≥ 80

L90 / 50000 h

initial MacAdam ≤ 3 SDCM

MR 0.72

MDER 0.66

Optical

Reflector

symmetric

UGR < 19 , ≥65° <1500 cd/m²

PstLM ≤ 1.0 ²

SVM ≤ 0.4 ²

Electrical

DALI-2

220-240 V

system 20.2 W

PC1

system 108 lm/W³

1 DALI Addr.

34 W/m

Physical

length 609 mm

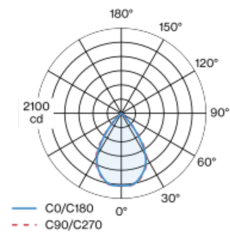
width 42 mm

height 76 mm

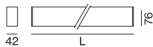
0.7 kg

Luminaire housing made of extruded aluminium profile; light tight final end caps made of aluminium; no visible screws; angular design; surface grey powder coated; suitable for wall or ceiling mounting; luminaire profile with pre-assembled converter unit can be pre-mounted on site; remaining lamp components mounted without tools; light inset made from extruded profile for improved thermal management; light colour 4000 K; binning initial MacAdam ≤ 3 SDCM; CRI ≥ 80; min. 90% of luminous flux after 50000 operating hours; energy efficient LEDs with high CRI; high quality, chromed reflector with faceted design; UGR ≤ 19; VDU compatible workplace luminaire according to DIN EN 12464-1; luminance above 65° ≤ 1500 cd/m²; degree of protection IP20; PC1; 220-240 V; internal wiring in light halogen free; incl. DALI-2 converter; light source replaceable by an authorized professional; control gear replaceable by an authorized professional;

Light distribution



Product drawing



¹ RAL code ² Value of containing product at full load (undimmed)
³ incl. optical losses and the efficiency of the operating device (converter)

Installation instructions



Lighting calculator



BASO 40 reflector

surface

045-112263GR



Project / Type

Notes

Count / Date

Maintenance Factors

Operating Time [h]	10 000	20 000	30 000	40 000	50 000
LLMF	0.98	0.95	0.93	0.91	0.9
LSF	1	1	1	1	1
MF	LMF × RSMF × LLMF × LSF		RSMF ^a	Room Surface Maintenance Factor	
MF	Maintenance Factor		LLMF	Lamp Lumens Maintenance Factor	
LMF ^a	Luminaire Maintenance Factor		LSF	Lamp Survival Faktor	

^a According to "CIE 97, Maintenance of indoor electric lighting systems", 2005, ISBN 3-900-734-34-8. The values must be determined by the planner.

Circuit Breaker Types

Automatic Circuit Breaker Type	Number of Fixtures
B10	18
B13	23
B16	28
B20	35
C10	30
C13	38
C16	46
C20	58

