

BASO 40 opal

surface


045-1126517H



Project / Type

Notes

Count / Date



CRI

≥ 80

General

Ceiling , Surface

white , RAL9010 ¹

2210 lm/m

IP20

3980 lm

LED

3000 K

CRI ≥ 80

L90 / 50000 h

photobio. safety RG 0 - no Risk

initial MacAdam ≤ 3 SDCM

MR 0.54

MDER 0.49

Optical

High Performance Opal

opal (lambertsch)

PstLM ≤ 1.0 ²

SVM ≤ 0.4 ²

Electrical

non DIM

41 W

PC1 220-240V

97 lm/W

23 W/m

Physical

length 1809 mm

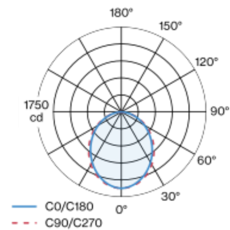
width 42 mm

height 76 mm

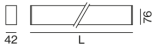
2.9 kg

¹ RAL code ² Value of containing product at full load (undimmed)

Light distribution



Product drawing



Installation instructions



Lighting calculator



BASO 40 opal

surface

045-1126517H



Project / Type

Notes

Count / Date

Maintenance Factors

Operating Time [h]	10 000	20 000	30 000	40 000	50 000
LLMF	0.98	0.95	0.93	0.91	0.9
LSF	1	1	1	1	1

MF

LMF × RSMF × LLMF × LSF

MF

Maintenance Factor

LMF^a

Luminaire Maintenance Factor

RSMF^a

Room Surface Maintenance Factor

LLMF

Lamp Lumens Maintenance Factor

LSF

Lamp Survival Faktor

^a According to "CIE 97, Maintenance of indoor electric lighting systems", 2005, ISBN 3-900-734-34-8. The values must be determined by the planner.

Circuit Breaker Types

Automatic Circuit Breaker Type	Number of Fixtures
B10	17
B13	22
B16	27
B20	34
C10	28
C13	37
C16	46
C20	57

