

BASO 40 reflector

trimless


045-0726610R



Project / Type

Notes

Count / Date



General

Ceiling , Recessed

aluminium raw

3650 lm/m

IP20

6550 lm

LED

4000 K

CRI ≥ 80

L90 / 50000 h

initial MacAdam ≤ 3 SDCM

MR 0.72

MDER 0.66

Optical

Reflector

symmetric

UGR < 19 , ≥65° <1500 cd/m²

PstLM ≤ 1.0 ¹

SVM ≤ 0.4 ¹

Electrical

non DIM

220-240 V

system 61 W

PC1

system 107 lm/W²

34 W/m

Physical

trimless

length 1820 mm

width 40 mm

height 75 mm

2.8 kg

Cutout

length 1808 mm

width 48 mm

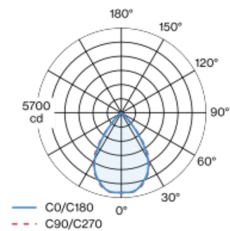
min. ceiling thickness 8 mm

max. ceiling thickness 20 mm

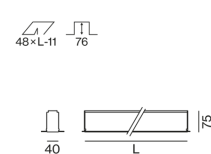
recessed depth 76 mm

Luminaire housing made of extruded aluminium profile; suitable for rimless installation in plasterboard ceilings; specially designed trim with grooves for better adhesion of smoothing compound; suitable for ceiling thickness of 8-20 mm; surface aluminium raw; luminaire profile with pre-assembled converter unit can be pre-mounted on site; remaining lamp components mounted without tools; light inset made from extruded profile for improved thermal management; light colour 4000 K; binning initial MacAdam ≤ 3 SDCM; CRI ≥ 80; min. 90% of luminous flux after 50000 operating hours; energy efficient LEDs with high CRI; high quality, chromed reflector with faceted design; UGR ≤ 19; VDU compatible workplace luminaire according to DIN EN 12464-1; luminance above 65° ≤ 1500 cd/m²; degree of protection IP20; PC1; 220-240 V; internal wiring in light halogen free; incl. converter, non dimmable; light source replaceable by an authorized professional; control gear replaceable by an authorized professional;

Light distribution



Product drawing



¹ Value of containing product at full load (undimmed)
² incl. optical losses and the efficiency of the operating device (converter)

Installation instructions



Lighting calculator



BASO 40 reflector

trimless

045-0726610R



Project / Type

Notes

Count / Date

Maintenance Factors

Operating Time [h]	10 000	20 000	30 000	40 000	50 000
LLMF	0.98	0.95	0.93	0.91	0.9
LSF	1	1	1	1	1

MF

LMF × RSMF × LLMF × LSF

MF

Maintenance Factor

LMF^a

Luminaire Maintenance Factor

RSMF^a

Room Surface Maintenance Factor

LLMF

Lamp Lumens Maintenance Factor

LSF

Lamp Survival Faktor

^a According to "CIE 97, Maintenance of indoor electric lighting systems", 2005, ISBN 3-900-734-34-8. The values must be determined by the planner.

Circuit Breaker Types

Automatic Circuit Breaker Type	Number of Fixtures
B10	17
B13	22
B16	27
B20	34
C10	28
C13	37
C16	46
C20	57

