

MINO 60 high lumen

surface


046-41M3618G



Project / Type

Notes

Count / Date



General

Ceiling , Surface

black , RAL9005 ¹

2350 lm/m

IP20

2050 lm

LED

4000 K

CRI ≥ 80

L90 / 50000 h

photobio. safety RG 0 - no Risk

initial MacAdam ≤ 3 SDCM

MR 0.72

MDER 0.65

Optical

Microprismatic

microprismatic

PstLM ≤ 1.0 ²

SVM ≤ 0.4 ²

Electrical

non DIM

system 17.5 W

PC1 220-240V

system 117 lm/W³

20 W/m

Physical

length 880 mm

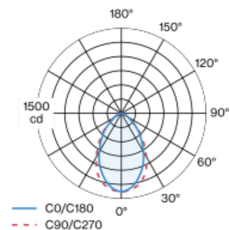
width 60 mm

height 80 mm

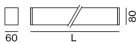
2.59 kg

Luminaire housing made of extruded aluminium profile; light tight final end caps made of aluminium; no visible screws; angular design; surface black powder coated; suitable for wall or ceiling mounting; lighting profile (end cover pre-assembled) available in advance for installation; remaining lamp components mounted without tools; LED light inset consisting of highly reflective lacquered aluminium for improved thermal management; light colour 4000 K; binning initial MacAdam ≤ 3 SDCM; CRI ≥ 80; min. 90% of luminous flux after 50000 operating hours; energy efficient LEDs with high CRI; micro prismatic PMMA diffuser incl. diffuser film for homogeneous illumination and reduced luminance; degree of protection IP20; PC1 220-240V; photobiological safety according to IEC 62471 risk group RG 0 - no Risk; internal wiring in light halogen free; incl. converter, non dimmable; light source replaceable by an authorized professional; control gear replaceable by an authorized professional;

Light distribution



Product drawing



¹ RAL code ² Value of containing product at full load (undimmed)
³ incl. optical losses and the efficiency of the operating device (converter)

Installation instructions



Lighting calculator

