

# MINO 60 high lumen


suspended  
046-42M561GG



Project / Type

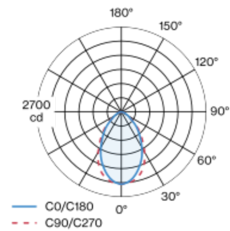
Notes

Count / Date

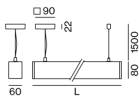


Luminaire housing made of extruded aluminium profile; light tight final end caps made of aluminium; no visible screws; angular design; surface grey powder coated; suspended luminaire with 1500mm cable suspension; with integrated toolless suspension height adjustment on the luminaire; spring clip attachment to the luminaire; freely positionable; incl. feed (white); lighting profile (end cover pre-assembled) available in advance for installation; remaining lamp components mounted without tools; LED light inset consisting of highly reflective lacquered aluminium for improved thermal management; light colour 4000 K; binning initial MacAdam  $\leq 3$  SDCM; CRI  $\geq 80$ ; min. 90% of luminous flux after 50000 operating hours; energy efficient LEDs with high CRI; micro prismatic PMMA diffuser incl. diffuser film for homogeneous illumination and reduced luminance; degree of protection IP20; PC1 220-240V; photobiological safety according to IEC 62471 risk group RG 0 - no Risk; internal wiring in light halogen free; incl. converter, non dimmable; light source replaceable by an authorized professional; control gear replaceable by an authorized professional;

## Light distribution



## Product drawing



### General

Ceiling , Suspended

grey , RAL9006 <sup>1</sup>

2320 lm/m

IP20

3420 lm

### LED

4000 K

CRI  $\geq 80$

L90 / 50000 h

photobio. safety RG 0 - no Risk

initial MacAdam  $\leq 3$  SDCM

MR 0.72

MDER 0.65

### Optical

Microprismatic

microprismatic

### Electrical

non DIM

system 29.1 W

PC1 220-240V

system 118 lm/W<sup>2</sup>

20 W/m

### Physical

cable 1500 mm

length 1480 mm

width 60 mm

height 80 mm

4.3 kg

<sup>1</sup> RAL code  
<sup>2</sup> incl. optical losses and the efficiency of the operating device (converter)

## Installation instructions



## Lighting calculator

