

# SPIO 60 downlight

trim

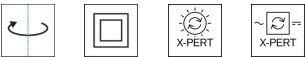
048-1510417W 048-1597207 002-90787



Project / Type

Notes

Count / Date



### General

Ceiling , Recessed

rotation 360°

white , RAL9016 <sup>1</sup>

Mounting set traffic white

IP20

701 lm

### LED

2700 K

CRI ≥ 90

L95 / 50000 h

initial MacAdam ≤ 3 SDCM

R<sub>g</sub>: 104 , R<sub>f</sub>: 88 , R<sub>f(1-15)</sub>: 89

MR 0.5

MDER 0.46

### Optical

wide flood

beam angle 44°

PstLM ≤ 1.0 <sup>2</sup>

SVM ≤ 0.4 <sup>2</sup>

### Electrical

non DIM

220-240 V

system 14.0 W

inset 11.9 W

12 Vf

1050 mA

PC2

system 50 lm/W<sup>3</sup>

inset 59 lm/W<sup>3</sup>

### Physical

trim

diameter 81 mm

height 67 mm

0.35 kg

### Cutout

diameter 73 mm

min. ceiling thickness 2 mm

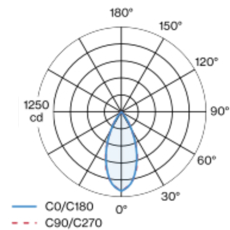
max. ceiling thickness 25 mm

recessed depth 85 mm

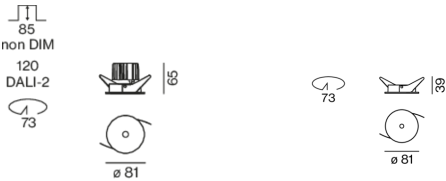
<sup>1</sup> RAL code <sup>2</sup> Value of containing product at full load (undimmed)  
<sup>3</sup> incl. optical losses and the efficiency of the operating device (converter)

Round recessed spotlight in die-cast aluminium; surface white powder coated; installation without tools in mounting set due to patented ball catch system; recessed light with wrap around edge; suitable for ceiling thickness of 2-25 mm; passive cooling of the LEDs through improved heat sink geometry; light colour 2700 K; binning initial MacAdam ≤ 3 SDCM; CRI ≥ 90; min. 95% of luminous flux after 50000 operating hours; energy efficient LEDs with high CRI; incl. high quality lens system; precise radiation characteristic with 44° beam; no multiple shadows; uncluttered ceiling look through recessed lighting level; reduced light-emitting surface (only ø 10 mm); degree of protection IP20; PC2; incl. converter, non dimmable; light source replaceable by an authorized professional; control gear replaceable by an authorized professional;

### Light distribution



### Product drawing



### Installation instructions



### Lighting calculator

