

SPIO 60 downlight

trimless


048-1510517W 048-2696117 002-90787



Project / Type

Notes

Count / Date



General

Ceiling , Recessed

rotation 360°

white , RAL9016 ¹

Mounting set traffic white

IP20

718 lm

LED

3000 K

CRI ≥ 90

L95 / 50000 h

initial MacAdam ≤ 3 SDCM

R_g: 104 , R_f: 91 , R_{f(1-5)}: 92

MR 0.59

MDER 0.54

Optical

wide flood

beam angle 44°

PstLM ≤ 1.0 ²

SVM ≤ 0.4 ²

Electrical

non DIM

220-240 V

system 14.0 W

inset 11.9 W

12 Vf

1050 mA

PC2

system 51 lm/W³

inset 61 lm/W³

Physical

trimless

diameter 73 mm

height 67 mm

0.3 kg

Cutout

diameter 73 mm

min. ceiling thickness 12.5 mm

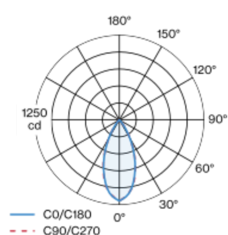
max. ceiling thickness 25 mm

recessed depth 90 mm

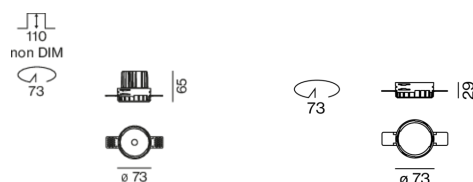
¹ RAL code ² Value of containing product at full load (undimmed)
³ SYSTEM: incl. consideration of optical losses and the efficiency of the operating device. INSET: incl. consideration of optical losses.

Round recessed spotlight in die-cast aluminium; surface white powder coated; installation without tools in mounting set due to patented ball catch system; for trimless installation in plasterboard ceilings, specially designed trim with grooves for better adhesion of smoothing compound; suitable for ceiling thickness of 12.5/15/25 mm; paintable cover; shadow joint between cover and mounting set optionally fillable; passive cooling of the LEDs through improved heat sink geometry; light colour 3000 K; binning initial MacAdam ≤ 3 SDCM; CRI ≥ 90; min. 95% of luminous flux after 50000 operating hours; energy efficient LEDs with high CRI; incl. high quality lens system; precise radiation characteristic with 44° beam; no multiple shadows; uncluttered ceiling look through recessed lighting level; reduced light-emitting surface (only ø 10 mm); degree of protection IP20; PC2; 220-240 V; incl. converter, non dimmable; light source replaceable by an authorized professional; control gear replaceable by an authorized professional;

Light distribution



Product drawing



Installation instructions



Lighting calculator



SPIO 60 downlight

trimless

048-1510517W 048-2696117 002-90787



Project / Type

Notes

Count / Date

Maintenance Factors

Operating Time [h]	10 000	20 000	30 000	40 000	50 000
LLMF	1	0.99	0.98	0.97	0.96
LSF	1	1	1	1	1
MF	LMF × RSMF × LLMF × LSF		RSMF ^a	Room Surface Maintenance Factor	
MF	Maintenance Factor		LLMF	Lamp Lumens Maintenance Factor	
LMF ^a	Luminaire Maintenance Factor		LSF	Lamp Survival Faktor	

^a According to "CIE 97, Maintenance of indoor electric lighting systems", 2005, ISBN 3-900-734-34-8. The values must be determined by the planner.

Circuit Breaker Types

Automatic Circuit Breaker Type	Number of Fixtures
B10	17
B13	21
B16	27
B20	33
B25	42
C10	28
C13	36
C16	45
C20	56
C25	70

Components

MOUNTING SET trimless

TYPE	COLOUR	Ø (MM)	ARTICLE NUMBER(S)
for plasterboard ceilings 12.5/15/25 mm	traffic white	73	048-2696117



POWER SUPPLY

TYPE	L-W-H (MM)	ARTICLE NUMBER(S)
22 W	111-38-28	002-90787



Optional electrical accessories

DIN RAIL POWER SUPPLY

TYPE	L-W-H (MM)	ARTICLE NUMBER(S)
160 W	72-90-63	005-6520210



DIN RAIL LED DRIVER

TYPE	L-W-H (MM)	ARTICLE NUMBER(S)
DALI-2 200-1050 mA 2 x 42W	36-88-59	005-6121030

