

LITO 60 direct / indirect

suspended


046-522867GZ



Project / Type

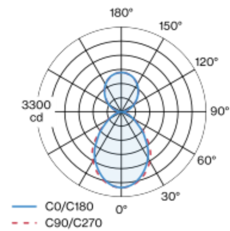
Notes

Count / Date

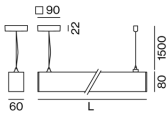


Luminaire housing made of extruded aluminium profile; light tight final end caps made of aluminium; no visible screws; angular design; surface grey powder coated; suspended luminaire with 1500mm cable suspension; with integrated tool-less suspension height adjustment; spring clip attachment to the luminaire; freely positionable; incl. transparent feed; LED light inset consisting of highly reflective lacquered aluminium for improved thermal management; light colour 4000 K; binning initial MacAdam ≤ 3 SDCM; CRI ≥ 80 ; min. 90% of luminous flux after 50000 operating hours; energy efficient LEDs with high CRI; micro prismatic PMMA diffuser incl. diffuser film for homogeneous illumination and reduced luminance; UGR ≤ 19 ; direct/indirect illumination characteristic; indirect light component with integrated PC boards for maximum, homogeneous ceiling illumination; degree of protection IP20; PC1 220-240V; photobiological safety according to IEC 62471 risk group RG 0 - no Risk; internal wiring in light halogen free; incl. DALI-2 converter; luminaire with integrated infrared presence and brightness sensor (ESSENTIAL sensor); automatic light control of luminaire to individually adjustable brightness; variable automatic shutdown; light source replaceable by an authorized professional; control gear replaceable by an authorized professional;

Light distribution



Product drawing



220-240V

X-PERT

UGR ≤ 19

CRI ≥ 80

X-PERT

General

Ceiling , Suspended

grey , RAL9006 ¹

4060 lm/m

IP20

indirect 3980 lm

direct 5530 lm

total 9510 lm

LED

4000 K

CRI ≥ 80

L90 / 50000 h

photobio. safety RG 0 - no Risk

initial MacAdam ≤ 3 SDCM

MR 0.72

MDER 0.66

Optical

Microprismatic

microprismatic

UGR < 19

PstLM ≤ 1.0 ²

SVM ≤ 0.4 ²

Electrical

ESSENTIAL sensor (brightness & presence)

82 W

PC1 220-240V

116 lm/W

35 W/m

Physical

cable 1500 mm

length 2352 mm

width 60 mm

height 80 mm

6.4 kg

¹ RAL code ² Value of containing product at full load (undimmed)

Installation instructions



Lighting calculator



LITO 60 direct / indirect

suspended

046-522867GZ



Project / Type

Notes

Count / Date

Maintenance Factors

Operating Time [h]	10 000	20 000	30 000	40 000	50 000
LLMF	0.98	0.96	0.94	0.91	0.9
LSF	1	1	1	1	1
MF	LMF × RSMF × LLMF × LSF		RSMF ^a	Room Surface Maintenance Factor	
MF	Maintenance Factor		LLMF	Lamp Lumens Maintenance Factor	
LMF ^a	Luminaire Maintenance Factor		LSF	Lamp Survival Faktor	

^a According to "CIE 97, Maintenance of indoor electric lighting systems", 2005, ISBN 3-900-734-34-8. The values must be determined by the planner.

Circuit Breaker Types

Automatic Circuit Breaker Type	Number of Fixtures
B10	9
B13	12
B16	15
B20	19
C10	15
C13	20
C16	25
C20	31

