

# SASSO PRO 100

## adjustable

offset trimless  
048-2410418M 052-1931447



Project / Type

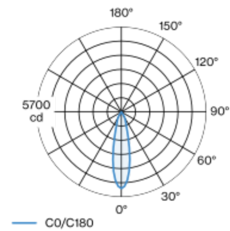
Notes

Count / Date



Round recessed spotlight in die-cast aluminium with recessed luminaire plane; surface black powder coated; 360° rotatable and 35° tiltable; installation without tools in mounting set due to patented ball catch system; round installation housing traffic white; for trimless installation in plasterboard ceilings; suitable for ceiling thickness of 12.5/15/25 mm; passive cooling of the LEDs through improved heat sink geometry; with COB (Chip on Board) technology for maximum efficiency; no appearance of multiple shadows; light colour 2700 K; binning initial MacAdam  $\leq 3$  SDCM; CRI  $\geq 90$ ; min. 90% of luminous flux after 50000 operating hours; energy efficient LEDs with high CRI; including high quality reflector made of plastic with spherical reflector; aluminium, vapour deposition coated; neutral colour reflection through absolute freedom from interference colour; for brilliant object staging; precise radiation characteristic with 24° beam; installed and exchanged without tools; optical attachments available as accessories; accessories are listed separately; degree of protection IP20; PC2 220-240V; incl. converter, non dimmable; converter wired secondary side; through wiring connection box, 3-pole or 5-pole, available as an accessory; light source replaceable by an authorized professional; control gear replaceable by an authorized professional;

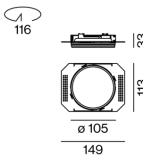
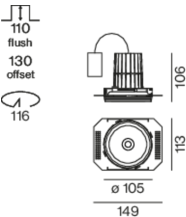
### Light distribution



medium 24°

h (m)	E0° (lx)	ø (m)
1	5130	0.43
2	1280	0.87
3	570	1.30
4	320	1.73
5	210	2.17

### Product drawing



### General

Ceiling , Recessed  
tilt max 35°  
rotation 360°  
black , RAL9005 <sup>1</sup>  
Mounting set traffic white  
IP20  
1310 lm

### LED

2700 K  
CRI  $\geq 90$   
L90 / 50000 h  
initial MacAdam  $\leq 3$  SDCM  
R<sub>g</sub>: 100 , R<sub>f</sub>: 89 , R<sub>f(1-15)</sub>: 86  
MR 0.49  
MDER 0.44

### Optical

medium  
beam angle 24°  
P<sub>stLM</sub>  $\leq 1.0$  <sup>2</sup>  
SVM  $\leq 0.4$  <sup>2</sup>

### Electrical

non DIM  
system 14.7 W  
PC2 220-240V  
system 89 lm/W<sup>3</sup>  
inset 105 lm/W<sup>4</sup>

### Physical

trimless  
length 105 mm  
width 113 mm  
height 106 mm  
0.63 kg

### Cutout

diameter 116 mm  
min. ceiling thickness 12.5 mm  
max. ceiling thickness 25 mm  
recessed depth 130 mm

<sup>1</sup> RAL code <sup>2</sup> Value of containing product at full load (undimmed)  
<sup>3</sup> incl. optical losses and the efficiency of the operating device (converter)  
<sup>4</sup> incl. optical losses

### Installation instructions



### Lighting calculator

