

SASSO PRO 100

adjustable

offset trimless

048-2410418M 052-1931448



Project / Type _____

Notes _____

Count / Date _____



General

Ceiling , Recessed _____

tilt max 35° _____

rotation 360° _____

black , RAL 9005 ¹ _____

Mounting set jet black _____

IP20 _____

1310 lm _____

LED

2700 K _____

CRI ≥ 90 _____

L90 / 50000 h _____

initial MacAdam ≤ 3 SDCM _____

R_g: 100 , R_f: 89 , R₍₁₋₁₅₎: 86 _____

MR 0.49 _____

MDER 0.44 _____

Optical

medium _____

beam angle 24° _____

PstLM ≤ 1.0 ² _____

SVM ≤ 0.4 ² _____

Electrical

non DIM _____

220-240 V _____

system 14.7 W _____

system 89 lm/W³ _____

PC2 _____

Physical

trimless _____

length 105 mm _____

width 113 mm _____

height 106 mm _____

0.62 kg _____

Cutout

diameter 116 mm _____

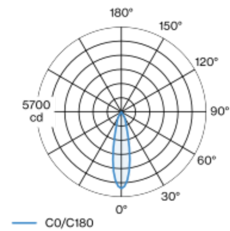
min. ceiling thickness 12.5 mm _____

max. ceiling thickness 25 mm _____

recessed depth 130 mm _____

Round recessed spotlight in die-cast aluminium with recessed luminaire plane; surface black powder coated; 360° rotatable and 35° tiltable; installation without tools in mounting set due to patented ball catch system; round installation housing jet black; for trimless installation in plasterboard ceilings; suitable for ceiling thickness of 12.5/15/25 mm; passive cooling of the LEDs through improved heat sink geometry; with COB (Chip on Board) technology for maximum efficiency; no appearance of multiple shadows; light colour 2700 K; binning initial MacAdam ≤ 3 SDCM; CRI ≥ 90; min. 90% of luminous flux after 50000 operating hours; energy efficient LEDs with high CRI; including high quality reflector made of plastic with spherical reflector; aluminium, vapour deposition coated; neutral colour reflection through absolute freedom from interference colour; for brilliant object staging; precise radiation characteristic with 24° beam; installed and exchanged without tools; optical attachments available as accessories; accessories are listed separately; degree of protection IP20; PC2; 220-240 V; incl. converter, non dimmable; converter wired secondary side; through wiring connection box, 3-pole or 5-pole, available as an accessory; light source replaceable by an authorized professional; control gear replaceable by an authorized professional;

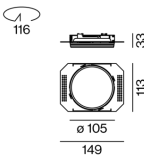
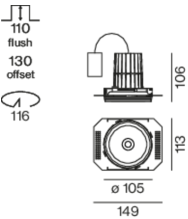
Light distribution



medium 24°

h (m)	E0° (lx)	ø (m)
1	5130	0.43
2	1280	0.87
3	570	1.30
4	320	1.73
5	210	2.17

Product drawing



¹ RAL code ² Value of containing product at full load (undimmed)
³ FIXTURE: incl. consideration of optical losses & internal control unit losses SYSTEM: incl. consideration of optical losses, internal control unit losses & operating device efficiency.

Installation instructions



Lighting calculator

