

# SASSO PRO 100

## adjustable

offset trimless

048-2410438M 052-1931448



Project / Type

Notes

Count / Date



### General

Ceiling , Recessed

tilt max 35°

rotation 360°

black , RAL9005 <sup>1</sup>

Mounting set jet black

IP20

1310 lm

### LED

2700 K

CRI ≥ 90

L90 / 50000 h

initial MacAdam ≤ 3 SDCM

R<sub>g</sub>: 100 , R<sub>f</sub>: 89 , R<sub>(1-15)</sub>: 86

MR 0.49

MDER 0.44

### Optical

medium

beam angle 24°

P<sub>stLM</sub> ≤ 1.0 <sup>2</sup>

SVM ≤ 0.4 <sup>2</sup>

### Electrical

DALI-2

220-240 V

system 14.7 W

PC2

system 89 lm/W<sup>3</sup>

1 DALI Addr.

### Physical

trimless

length 105 mm

width 113 mm

height 106 mm

0.62 kg

### Cutout

diameter 116 mm

min. ceiling thickness 12.5 mm

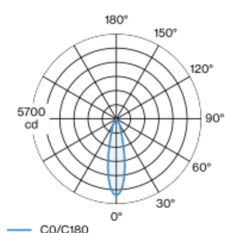
max. ceiling thickness 25 mm

recessed depth 130 mm

<sup>1</sup> RAL code <sup>2</sup> Value of containing product at full load (undimmed)

<sup>3</sup> incl. optical losses and the efficiency of the operating device (converter)

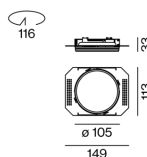
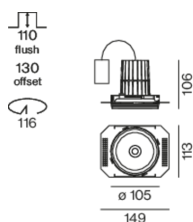
### Light distribution



medium 24°

h (m)	E0° (lx)	ø (m)
1	5130	0.43
2	1280	0.87
3	570	1.30
4	320	1.73
5	210	2.17

### Product drawing



### Installation instructions



### Lighting calculator



[048-2410438M 052-1931448] The technical data represent rated values for an ambient temperature of 25°C. The data values for the luminous flux are initially subject to a tolerance of +/- 10%, those for the electrical connected load are initially subject to a tolerance of +/- 10%, and those for the colour temperature are initially subject to a tolerance of +/- 150 K. No liability is assumed for typographical or printing errors. The general terms and conditions of XAL GmbH apply.

© XAL GmbH · Auer-Welsbach-Gasse 36 · 8055 Graz · Austria · www.xal.com

30.01.2025

1 / 3

# SASSO PRO 100

## adjustable

offset trimless

048-2410438M 052-1931448



Project / Type

Notes

Count / Date

### Maintenance Factors

Operating Time [h]	10 000	20 000	30 000	40 000	50 000
LLMF	0.98	0.96	0.94	0.92	0.9
LSF	1	1	1	1	1
MF	LMF × RSMF × LLMF × LSF		RSMF <sup>a</sup>	Room Surface Maintenance Factor	
MF	Maintenance Factor		LLMF	Lamp Lumens Maintenance Factor	
LMF <sup>a</sup>	Luminaire Maintenance Factor		LSF	Lamp Survival Faktor	

<sup>a</sup> According to "CIE 97, Maintenance of indoor electric lighting systems", 2005, ISBN 3-900-734-34-8. The values must be determined by the planner.

### Circuit Breaker Types

Automatic Circuit Breaker Type	Number of Fixtures
B10	18
B16	30
C10	23
C16	36

### Components

#### MOUNTING SET

TYPE	COLOUR	L-W-H (MM)	ARTICLE NUMBER(S)
offset 17 mm	jet black	149-113-33	052-1931448



#### Mounting accessories

##### THROUGH WIRING CONNECTION BOX

TYPE	L-W-H (MM)	ARTICLE NUMBER(S)
non DIM cable ø 4 – 12 mm, Linect®-Ready	105-58-30	005-2531110
DALI cable ø 4 – 12 mm, Linect®-Ready	105-58-30	005-2551110



#### Mounting accessories

##### PRIMED CONCRETE MOUNTING HOUSING

L-W-H (MM)	ARTICLE NUMBER(S)
240-400-130	052-1914420



# SASSO PRO 100

## adjustable

offset trimless  
048-2410438M 052-1931448



Project / Type

Notes

Count / Date

### Optical accessories

#### HONEYCOMB LOUVER

COLOUR	Ø (MM)	ARTICLE NUMBER(S)
traffic white	74	048-2191317
jet black	74	048-2191318



#### LINEAR PRISMATIC LENS

COLOUR	Ø (MM)	ARTICLE NUMBER(S)
traffic white	74	048-2192317
jet black	74	048-2192318



#### SNOOT

COLOUR	Ø (MM)	ARTICLE NUMBER(S)
traffic white	74	048-2191117
jet black	74	048-2191118



#### SNOOT WITH HONEYCOMB LOUVER

COLOUR	Ø (MM)	ARTICLE NUMBER(S)
traffic white	74	048-2191217
jet black	74	048-2191218

