

# SASSO PRO 100

## adjustable

trimless exposed concrete  
048-2410438S 052-1913410



Project / Type
Notes
Count / Date



<b>General</b>
Ceiling , Recessed
tilt max 35°
rotation 360°
black , RAL 9005 <sup>1</sup>
IP20
1330 lm

<b>LED</b>
2700 K
CRI ≥ 90
L90 / 50000 h
initial MacAdam ≤ 3 SDCM
R <sub>g</sub> : 100 , R <sub>f</sub> : 89 , R <sub>f(1-15)</sub> : 86
MR 0.49
MDER 0.44

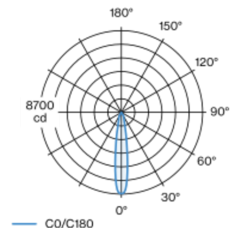
<b>Optical</b>
spot
beam angle 17°
PstLM ≤ 1.0 <sup>2</sup>
SVM ≤ 0.4 <sup>2</sup>

Round recessed spotlight in die-cast aluminium; surface black powder coated; 360° rotatable and 35° tiltable; installation without tools in mounting set due to patented ball catch system; concrete housings for exposed concrete ceilings; for trimless installation; passive cooling of the LEDs through improved heat sink geometry; with COB (Chip on Board) technology for maximum efficiency; no appearance of multiple shadows; light colour 2700 K; binning initial MacAdam ≤ 3 SDCM; CRI ≥ 90; min. 90% of luminous flux after 50000 operating hours; energy efficient LEDs with high CRI; including high quality reflector made of plastic with spherical reflector; aluminium, vapour deposition coated; neutral colour reflection through absolute freedom from interference colour; for brilliant object staging; precise radiation characteristic with 17° beam; installed and exchanged without tools; optical attachments available as accessories; accessories are listed separately; degree of protection IP20; PC2; 220-240 V; incl. DALI-2 converter; converter wired secondary side; through wiring connection box, 3-pole or 5-pole, available as an accessory; light source replaceable by an authorized professional; control gear replaceable by an authorized professional;

<b>Electrical</b>
DALI-2
220-240 V
system 14.7 W
system 90 lm/W <sup>3</sup>
PC2
1 DALI Addr.

<b>Physical</b>
trimless for exposed concrete ceiling
length 229 mm
width 227 mm
height 160 mm
2.31 kg

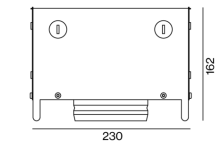
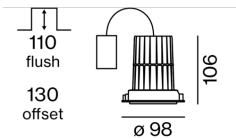
### Light distribution



spot 17°

h (m)	E0° (lx)	ø (m)
1	8660	0.29
2	2160	0.59
3	960	0.88
4	540	1.18
5	350	1.47

### Product drawing



<sup>1</sup> RAL code <sup>2</sup> Value of containing product at full load (undimmed)  
<sup>3</sup> FIXTURE: incl. consideration of optical losses & internal control unit losses SYSTEM: incl. consideration of optical losses, internal control unit losses & operating device efficiency.

### Installation instructions

### Lighting calculator

