

# SASSO PRO 100

## adjustable

trimless exposed concrete  
048-2410437M 052-1913410



Project / Type

Notes

Count / Date



### General

Ceiling , Recessed

tilt max 35°

rotation 360°

white , RAL 9016 <sup>1</sup>

IP20

1350 lm

### LED

2700 K

CRI ≥ 90

L90 / 50000 h

initial MacAdam ≤ 3 SDCM

R<sub>g</sub>: 100 , R<sub>f</sub>: 89 , R<sub>f(1-15)</sub>: 86

MR 0.49

MDER 0.44

### Optical

medium

beam angle 24°

PstLM ≤ 1.0 <sup>2</sup>

SVM ≤ 0.4 <sup>2</sup>

Round recessed spotlight in die-cast aluminium; surface white powder coated; 360° rotatable and 35° tiltable; installation without tools in mounting set due to patented ball catch system; concrete housings for exposed concrete ceilings; for trimless installation; passive cooling of the LEDs through improved heat sink geometry; with COB (Chip on Board) technology for maximum efficiency; no appearance of multiple shadows; light colour 2700 K; binning initial MacAdam ≤ 3 SDCM; CRI ≥ 90; min. 90% of luminous flux after 50000 operating hours; energy efficient LEDs with high CRI; including high quality reflector made of plastic with spherical reflector; aluminium, vapour deposition coated; neutral colour reflection through absolute freedom from interference colour; for brilliant object staging; precise radiation characteristic with 24° beam; installed and exchanged without tools; optical attachments available as accessories; accessories are listed separately; degree of protection IP20; PC2; 220-240 V; incl. DALI-2 converter; converter wired secondary side; through wiring connection box, 3-pole or 5-pole, available as an accessory; light source replaceable by an authorized professional; control gear replaceable by an authorized professional;

### Electrical

DALI-2

220-240 V

system 14.7 W

system 92 lm/W<sup>3</sup>

PC2

1 DALI Addr.

### Physical

trimless for exposed concrete ceiling

length 229 mm

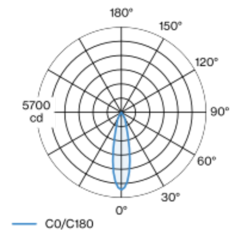
width 227 mm

height 160 mm

2.31 kg

<sup>1</sup> RAL code <sup>2</sup> Value of containing product at full load (undimmed)  
<sup>3</sup> incl. consideration of optical losses, internal control unit losses  
& operating device efficiency

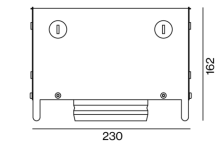
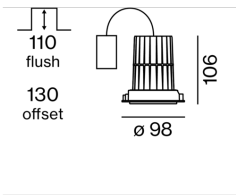
### Light distribution



medium 24°

| h (m) | E0° (lx) | ø (m) |
|-------|----------|-------|
| 1     | 5170     | 0.43  |
| 2     | 1290     | 0.87  |
| 3     | 570      | 1.30  |
| 4     | 320      | 1.73  |
| 5     | 210      | 2.17  |

### Product drawing



### Installation instructions



### Lighting calculator



# SASSO PRO 100

## adjustable

trimless exposed concrete  
048-2410437M 052-1913410



Project / Type \_\_\_\_\_

Notes \_\_\_\_\_

Count / Date \_\_\_\_\_

### Maintenance Factors

| Operating Time [h] | 10 000                       | 20 000 | 30 000            | 40 000                          | 50 000 |
|--------------------|------------------------------|--------|-------------------|---------------------------------|--------|
| LLMF               | 0.98                         | 0.96   | 0.94              | 0.92                            | 0.9    |
| LSF                | 1                            | 1      | 1                 | 1                               | 1      |
| MF                 | LMF × RSMF × LLMF × LSF      |        | RSMF <sup>a</sup> | Room Surface Maintenance Factor |        |
| MF                 | Maintenance Factor           |        | LLMF              | Lamp Lumens Maintenance Factor  |        |
| LMF <sup>a</sup>   | Luminaire Maintenance Factor |        | LSF               | Lamp Survival Faktor            |        |

<sup>a</sup> According to "CIE 97, Maintenance of indoor electric lighting systems", 2005, ISBN 3-900-734-34-8. The values must be determined by the planner.

### Circuit Breaker Types

| Automatic Circuit Breaker Type | Number of Fixtures |
|--------------------------------|--------------------|
| B10                            | 18                 |
| B16                            | 30                 |
| C10                            | 23                 |
| C16                            | 36                 |

### Components

#### EXPOSED CONCRETE MOUNTING HOUSING

| L-W-H (MM)  | ARTICLE NUMBER(S) |
|-------------|-------------------|
| 229-227-160 | 052-1913410       |



### Mounting accessories

#### THROUGH WIRING CONNECTION BOX

| TYPE                                     | L-W-H (MM) | ARTICLE NUMBER(S) |
|------------------------------------------|------------|-------------------|
| non DIM cable ø 4 – 12 mm, Linect®-Ready | 105-58-30  | 005-2531110       |
| DALI cable ø 4 – 12 mm, Linect®-Ready    | 105-58-30  | 005-2551110       |



### Optical accessories

#### HONEYCOMB LOUVER

| COLOUR        | Ø (MM) | ARTICLE NUMBER(S) |
|---------------|--------|-------------------|
| traffic white | 74     | 048-2191317       |
| jet black     | 74     | 048-2191318       |



#### LINEAR PRISMATIC LENS

| COLOUR        | Ø (MM) | ARTICLE NUMBER(S) |
|---------------|--------|-------------------|
| traffic white | 74     | 048-2192317       |
| jet black     | 74     | 048-2192318       |



#### SNOOT

| COLOUR        | Ø (MM) | ARTICLE NUMBER(S) |
|---------------|--------|-------------------|
| traffic white | 74     | 048-2191117       |
| jet black     | 74     | 048-2191118       |



#### SNOOT WITH HONEYCOMB LOUVER

| COLOUR        | Ø (MM) | ARTICLE NUMBER(S) |
|---------------|--------|-------------------|
| traffic white | 74     | 048-2191217       |
| jet black     | 74     | 048-2191218       |

