

# SASSO PRO 100

## adjustable

offset trimless  
048-2410518S 052-1931447



Project / Type \_\_\_\_\_

Notes \_\_\_\_\_

Count / Date \_\_\_\_\_



**General**

Ceiling , Recessed \_\_\_\_\_

tilt max 35° \_\_\_\_\_

rotation 360° \_\_\_\_\_

black , RAL9005 <sup>1</sup> \_\_\_\_\_

Mounting set traffic white \_\_\_\_\_

IP20 \_\_\_\_\_

1390 lm \_\_\_\_\_

**LED**

3000 K \_\_\_\_\_

CRI ≥ 90 \_\_\_\_\_

L90 / 50000 h \_\_\_\_\_

initial MacAdam ≤ 3 SDCM \_\_\_\_\_

R<sub>g</sub>: 100 , R<sub>f</sub>: 89 , R<sub>(1-15)</sub>: 89 \_\_\_\_\_

MR 0.56 \_\_\_\_\_

MDER 0.51 \_\_\_\_\_

**Optical**

spot \_\_\_\_\_

beam angle 17° \_\_\_\_\_

P<sub>stLM</sub> ≤ 1.0 <sup>2</sup> \_\_\_\_\_

SVM ≤ 0.4 <sup>2</sup> \_\_\_\_\_

Round recessed spotlight in die-cast aluminium with recessed luminaire plane; surface black powder coated; 360° rotatable and 35° tiltable; installation without tools in mounting set due to patented ball catch system; round installation housing traffic white; for trimless installation in plasterboard ceilings; suitable for ceiling thickness of 12.5/15/25 mm; passive cooling of the LEDs through improved heat sink geometry; with COB (Chip on Board) technology for maximum efficiency; no appearance of multiple shadows; light colour 3000 K; binning initial MacAdam ≤ 3 SDCM; CRI ≥ 90; min. 90% of luminous flux after 50000 operating hours; energy efficient LEDs with high CRI; including high quality reflector made of plastic with spherical reflector; aluminium, vapour deposition coated; neutral colour reflection through absolute freedom from interference colour; for brilliant object staging; precise radiation characteristic with 17° beam; installed and exchanged without tools; optical attachments available as accessories; accessories are listed separately; degree of protection IP20; PC2; 220-240 V; incl. converter, non dimmable; converter wired secondary side; through wiring connection box, 3-pole or 5-pole, available as an accessory; light source replaceable by an authorized professional; control gear replaceable by an authorized professional;

**Electrical**

non DIM \_\_\_\_\_

220-240 V \_\_\_\_\_

system 14.7 W \_\_\_\_\_

PC2 \_\_\_\_\_

system 95 lm/W<sup>3</sup> \_\_\_\_\_

**Physical**

trimless \_\_\_\_\_

diameter 105 mm \_\_\_\_\_

height 106 mm \_\_\_\_\_

0.63 kg \_\_\_\_\_

**Cutout**

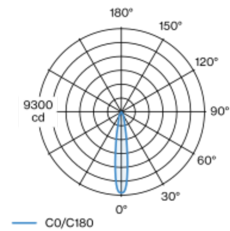
diameter 116 mm \_\_\_\_\_

min. ceiling thickness 12.5 mm \_\_\_\_\_

max. ceiling thickness 25 mm \_\_\_\_\_

recessed depth 130 mm \_\_\_\_\_

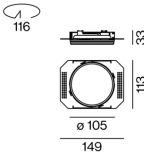
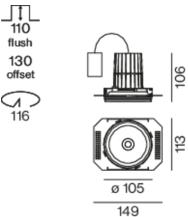
### Light distribution



spot 17°

h (m)	E0° (lx)	ø (m)
1	9050	0.29
2	2260	0.59
3	1010	0.88
4	570	1.18
5	360	1.47

### Product drawing



<sup>1</sup> RAL code <sup>2</sup> Value of containing product at full load (undimmed)  
<sup>3</sup> incl. optical losses and the efficiency of the operating device (converter)

### Installation instructions



### Lighting calculator

