

SASSO PRO 100

adjustable

trimless exposed concrete
048-2410517S 052-1913410



Project / Type

Notes

Count / Date



General

Ceiling , Recessed

tilt max 35°

rotation 360°

white , RAL 9016 ¹

IP20

1410 lm

LED

3000 K

CRI ≥ 90

L90 / 50000 h

initial MacAdam ≤ 3 SDCM

R_g: 100 , R_f: 89 , R_{f(1-15)}: 89

MR 0.56

MDER 0.51

Optical

spot

beam angle 17°

PstLM ≤ 1.0 ²

SVM ≤ 0.4 ²

Electrical

non DIM

220-240 V

system 14.7 W

system 96 lm/W³

PC2

Physical

trimless for exposed concrete ceiling

length 229 mm

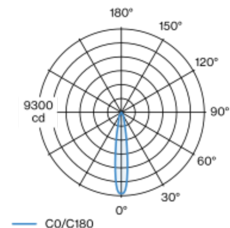
width 227 mm

height 160 mm

2.31 kg

Round recessed spotlight in die-cast aluminium; surface white powder coated; 360° rotatable and 35° tiltable; installation without tools in mounting set due to patented ball catch system; concrete housings for exposed concrete ceilings; for trimless installation; passive cooling of the LEDs through improved heat sink geometry; with COB (Chip on Board) technology for maximum efficiency; no appearance of multiple shadows; light colour 3000 K; binning initial MacAdam ≤ 3 SDCM; CRI ≥ 90; min. 90% of luminous flux after 50000 operating hours; energy efficient LEDs with high CRI; including high quality reflector made of plastic with spherical reflector; aluminium, vapour deposition coated; neutral colour reflection through absolute freedom from interference colour; for brilliant object staging; precise radiation characteristic with 17° beam; installed and exchanged without tools; optical attachments available as accessories; accessories are listed separately; degree of protection IP20; PC2; 220-240 V; incl. converter, non dimmable; converter wired secondary side; through wiring connection box, 3-pole or 5-pole, available as an accessory; light source replaceable by an authorized professional; control gear replaceable by an authorized professional;

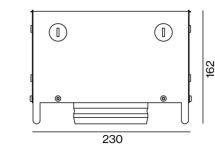
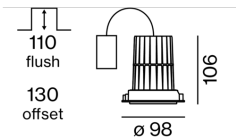
Light distribution



spot 17°

h (m)	E0° (lx)	ø (m)
1	9070	0.29
2	2270	0.59
3	1010	0.88
4	570	1.18
5	360	1.47

Product drawing



¹ RAL code ² Value of containing product at full load (undimmed)
³ FIXTURE: incl. consideration of optical losses & internal control unit losses SYSTEM: incl. consideration of optical losses, internal control unit losses & operating device efficiency.

Installation instructions



Lighting calculator

