

SASSO PRO 100

adjustable

trimless exposed concrete
048-2410537M 052-1913410



Project / Type _____

Notes _____

Count / Date _____



General

Ceiling , Recessed _____

tilt max 35° _____

rotation 360° _____

white , RAL 9016 ¹ _____

IP20 _____

1410 lm _____

LED

3000 K _____

CRI ≥ 90 _____

L90 / 50000 h _____

initial MacAdam ≤ 3 SDCM _____

R_g: 100 , R_f: 89 , R_(f1-15): 89 _____

MR 0.56 _____

MDER 0.51 _____

Optical

medium _____

beam angle 24° _____

PstLM ≤ 1.0 ² _____

SVM ≤ 0.4 ² _____

Round recessed spotlight in die-cast aluminium; surface white powder coated; 360° rotatable and 35° tiltable; installation without tools in mounting set due to patented ball catch system; concrete housings for exposed concrete ceilings; for trimless installation; passive cooling of the LEDs through improved heat sink geometry; with COB (Chip on Board) technology for maximum efficiency; no appearance of multiple shadows; light colour 3000 K; binning initial MacAdam ≤ 3 SDCM; CRI ≥ 90; min. 90% of luminous flux after 50000 operating hours; energy efficient LEDs with high CRI; including high quality reflector made of plastic with spherical reflector; aluminium, vapour deposition coated; neutral colour reflection through absolute freedom from interference colour; for brilliant object staging; precise radiation characteristic with 24° beam; installed and exchanged without tools; optical attachments available as accessories; accessories are listed separately; degree of protection IP20; PC2; 220-240 V; incl. DALI-2 converter; converter wired secondary side; through wiring connection box, 3-pole or 5-pole, available as an accessory; light source replaceable by an authorized professional; control gear replaceable by an authorized professional;

Electrical

DALI-2 _____

220-240 V _____

system 14.7 W _____

system 96 lm/W³ _____

PC2 _____

1 DALI Addr. _____

Physical

trimless for exposed concrete ceiling _____

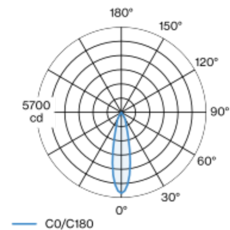
length 229 mm _____

width 227 mm _____

height 160 mm _____

2.31 kg _____

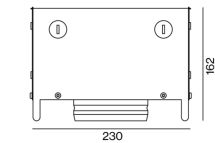
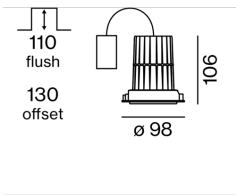
Light distribution




medium 24°

h (m)	E0° (lx)	ø (m)
1	5400	0.43
2	1350	0.87
3	600	1.30
4	340	1.73
5	220	2.17

Product drawing



¹ RAL code ² Value of containing product at full load (undimmed)
³ incl. consideration of optical losses, internal control unit losses
& operating device efficiency



SASSO PRO 100

adjustable

trimless exposed concrete

048-2410537M 052-1913410



Project / Type

Notes

Count / Date

Maintenance Factors

Operating Time [h]	10 000	20 000	30 000	40 000	50 000
LLMF	0.98	0.96	0.94	0.92	0.9
LSF	1	1	1	1	1
MF	LMF × RSMF × LLMF × LSF		RSMF ^a Room Surface Maintenance Factor		
MF	Maintenance Factor		LLMF Lamp Lumens Maintenance Factor		
LMF ^a	Luminaire Maintenance Factor		LSF Lamp Survival Faktor		

^a According to "CIE 97, Maintenance of indoor electric lighting systems", 2005, ISBN 3-900-734-34-8. The values must be determined by the planner.

Circuit Breaker Types

Automatic Circuit Breaker Type	Number of Fixtures
B10	18
B16	30
C10	23
C16	36

Components

EXPOSED CONCRETE MOUNTING HOUSING

L-W-H (MM)
229-227-160

ARTICLE NUMBER(S)
052-1913410



Mounting accessories

THROUGH WIRING CONNECTION BOX

TYPE
non DIM cable ø 4 – 12 mm, Linect®-Ready
DALI cable ø 4 – 12 mm, Linect®-Ready

L-W-H (MM)
105-58-30
105-58-30

ARTICLE NUMBER(S)
005-2531110
005-2551110



Optical accessories

HONEYCOMB LOUVER

COLOUR
traffic white
jet black

Ø (MM)
74
74

ARTICLE NUMBER(S)
048-2191317
048-2191318



LINEAR PRISMATIC LENS

COLOUR
traffic white
jet black

Ø (MM)
74
74

ARTICLE NUMBER(S)
048-2192317
048-2192318



SNOOT

COLOUR
traffic white
jet black

Ø (MM)
74
74

ARTICLE NUMBER(S)
048-2191117
048-2191118



SNOOT WITH HONEYCOMB LOUVER

COLOUR
traffic white
jet black

Ø (MM)
74
74

ARTICLE NUMBER(S)
048-2191217
048-2191218



[048-2410537M 052-1913410] The technical data represent rated values for an ambient temperature of 25°C. The data values for the luminous flux are initially subject to a tolerance of +/- 10%, those for the electrical connected load are initially subject to a tolerance of +/- 10%, and those for the colour temperature are initially subject to a tolerance of +/- 150 K. No liability is assumed for typographical or printing errors. The general terms and conditions of XAL GmbH apply.
© XAL GmbH · Auer-Welsbach-Gasse 36 · 8055 Graz · Austria · www.xal.com

11.04.2025