

SASSO PRO 100

adjustable

flush trimless

048-2410637F 052-1921447



Project / Type	
Notes	
Count / Date	



General

Ceiling , Recessed
tilt max 35°
rotation 360°
white , RAL9016 ¹
IP20
1500 lm

LED

4000 K
CRI ≥ 90
L80 / 50000 h
initial MacAdam ≤ 3 SDCM
R _g : 97 , R _f : 89 , R _{f(1-15)} : 91
MR 0.85
MDER 0.77

Optical

flood
beam angle 38°
PstLM ≤ 1.0 ²
SVM ≤ 0.4 ²

Electrical

DALI-2
220-240 V
system 14.7 W
PC2
system 102 lm/W ³
1 DALI Addr.

Physical

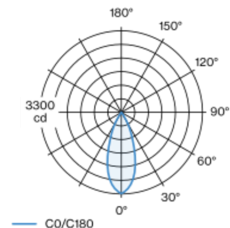
trimless
length 105 mm
width 113 mm
height 106 mm
0.64 kg

Cutout

diameter 116 mm
min. ceiling thickness 12.5 mm
max. ceiling thickness 25 mm
recessed depth 110 mm

¹ RAL code ² Value of containing product at full load (undimmed)
³ incl. optical losses and the efficiency of the operating device (converter)

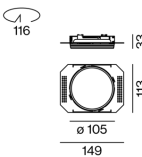
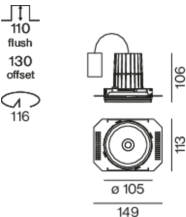
Light distribution



flood 38°

h (m)	E0° (lx)	ø (m)
1	3290	0.69
2	820	1.38
3	370	2.07
4	210	2.76
5	130	3.45

Product drawing



Installation instructions



Lighting calculator



[048-2410637F 052-1921447] The technical data represent rated values for an ambient temperature of 25°C. The data values for the luminous flux are initially subject to a tolerance of +/- 10%, those for the electrical connected load are initially subject to a tolerance of +/- 10%, and those for the colour temperature are initially subject to a tolerance of +/- 150 K. No liability is assumed for typographical or printing errors. The general terms and conditions of XAL GmbH apply.
© XAL GmbH · Auer-Welsbach-Gasse 36 · 8055 Graz · Austria · www.xal.com