

# SASSO PRO 100

## adjustable

offset trimless

048-2410637M 052-1931448



Project / Type
Notes
Count / Date



### General

Ceiling , Recessed
tilt max 35°
rotation 360°
white , RAL9016 <sup>1</sup>
Mounting set jet black
IP20
1490 lm

### LED

4000 K
CRI ≥ 90
L80 / 50000 h
initial MacAdam ≤ 3 SDCM
R <sub>g</sub> : 97 , R <sub>r</sub> : 89 , R <sub>(1-15)</sub> : 91
MR 0.85
MDER 0.77

### Optical

medium
beam angle 24°
P <sub>stLM</sub> ≤ 1.0 <sup>2</sup>
SVM ≤ 0.4 <sup>2</sup>

### Electrical

DALI-2
220-240 V
system 14.7 W
PC2
system 101 lm/W <sup>3</sup>
1 DALI Addr.

### Physical

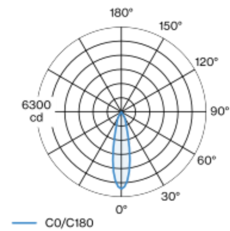
trimless
length 105 mm
width 113 mm
height 106 mm
0.62 kg

### Cutout

diameter 116 mm
min. ceiling thickness 12.5 mm
max. ceiling thickness 25 mm
recessed depth 130 mm

<sup>1</sup> RAL code <sup>2</sup> Value of containing product at full load (undimmed)  
<sup>3</sup> incl. optical losses and the efficiency of the operating device (converter)

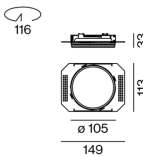
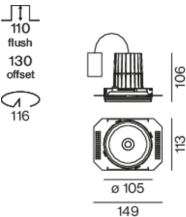
### Light distribution



medium 24°

h (m)	E0° (lx)	ø (m)
1	5700	0.43
2	1430	0.87
3	630	1.30
4	360	1.73
5	230	2.17

### Product drawing



### Installation instructions



### Lighting calculator

