

SASSO PRO 100

adjustable flush trim square


048-2411E37F 052-1942418



Project / Type _____

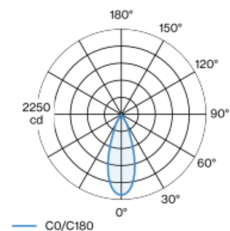
Notes _____

Count / Date _____



Round recessed spotlight in die-cast aluminium; surface white powder coated; 360° rotatable and 35° tiltale; installation without tools in mounting set due to patented ball catch system; square installation housing; with trim jet black; suitable for ceiling thickness of 5-25 mm; passive cooling of the LEDs through improved heat sink geometry; with COB (Chip on Board) technology for maximum efficiency; no appearance of multiple shadows; CWD (Colour Warm Dimming) of 2000K - 3000K; binning initial MacAdam ≤ 4 SDCM; CRI ≥ 95 ; min. 80% of luminous flux after 50000 operating hours; energy efficient LEDs with high CRI; including high quality reflector made of plastic with spherical reflector; aluminium, vapour deposition coated; neutral colour reflection through absolute freedom from interference colour; for brilliant object staging; precise radiation characteristic with 36° beam; installed and exchanged without tools; optical attachments available as accessories; accessories are listed separately; degree of protection IP20; PC2; 220-240 V; incl. DALI-2 converter; converter wired secondary side; with colour warm dimming a step-less change of colour temperature occurs simultaneously with a reduction in light intensity; similar to the dimming characteristic of an incandescent lamp; reducing the illuminance enables a very warm tone; through wiring connection box, 3-pole or 5-pole, available as an accessory; light source replaceable by an authorized professional; control gear replaceable by an authorized professional;

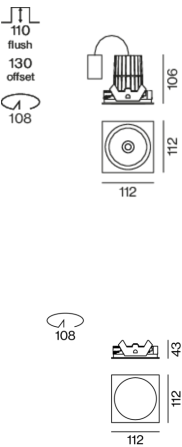
Light distribution



flood 36°

h (m)	E0° (lx)	ø (m)
1	2120	0.65
2	530	1.31
3	240	1.96
4	130	2.61
5	80	3.27

Product drawing



General

Ceiling , Recessed
tilt max 35°
rotation 360°
white , RAL 9016 ¹
Mounting set jet black
IP20
853 lm

LED

colour warm dimming
2000 K - 3000 K
CRI ≥ 95
L80 / 50000 h
initial MacAdam ≤ 4 SDCM
R_g: 100 , R_f: 91 , R_{f(1-15)}: 90
MR 0.61
MDER 0.55

Optical

flood
beam angle 36°
PstLM ≤ 1.0 ²
SVM ≤ 0.4 ²

Electrical

DALI-2
220-240 V
system 14.9 W
system 57 lm/W³
PC2
1 DALI Addr.

Physical

trim
length 112 mm
width 112 mm
height 106 mm
0.62 kg

Cutout

diameter 108 mm
min. ceiling thickness 5 mm
max. ceiling thickness 25 mm
recessed depth 110 mm

¹ RAL code ² Value of containing product at full load (undimmed)
³ FIXTURE: incl. consideration of optical losses & internal control unit losses SYSTEM: incl. consideration of optical losses, internal control unit losses & operating device efficiency.

Installation instructions



Lighting calculator

