

# SASSO PRO 100

## adjustable

flush trimless

048-2411E38F 052-1921447



Project / Type

Notes

Count / Date



### General

Ceiling , Recessed

tilt max 35°

rotation 360°

black , RAL 9005 <sup>1</sup>

IP20

853 lm

### LED

colour warm dimming

2000 K - 3000 K

CRI ≥ 95

L80 / 50000 h

initial MacAdam ≤ 4 SDCM

R<sub>g</sub>: 100 , R<sub>f</sub>: 91 , R<sub>f(1-5)</sub>: 90

MR 0.61

MDER 0.55

### Optical

flood

beam angle 36°

P<sub>stLM</sub> ≤ 1.0 <sup>2</sup>

SVM ≤ 0.4 <sup>2</sup>

### Electrical

DALI-2

220-240 V

system 14.9 W

system 57 lm/W<sup>3</sup>

PC2

1 DALI Addr.

### Physical

trimless

diameter 105 mm

height 106 mm

0.64 kg

### Cutout

diameter 116 mm

min. ceiling thickness 12.5 mm

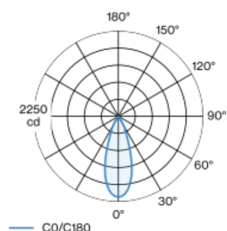
max. ceiling thickness 25 mm

recessed depth 110 mm

<sup>1</sup> RAL code <sup>2</sup> Value of containing product at full load (undimmed)

<sup>3</sup> FIXTURE: incl. consideration of optical losses & internal control unit losses SYSTEM: incl. consideration of optical losses, internal control unit losses & operating device efficiency.

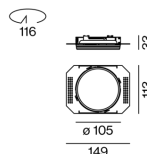
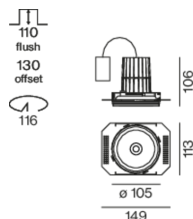
### Light distribution



flood 36°

| h (m) | E0° (lx) | ø (m) |
|-------|----------|-------|
| 1     | 2120     | 0.65  |
| 2     | 530      | 1.31  |
| 3     | 240      | 1.96  |
| 4     | 130      | 2.61  |
| 5     | 80       | 3.27  |

### Product drawing



### Installation instructions



### Lighting calculator



[048-2411E38F 052-1921447] The technical data represent rated values for an ambient temperature of 25°C. The data values for the luminous flux are initially subject to a tolerance of +/- 10%, those for the electrical connected load are initially subject to a tolerance of +/- 10%, and those for the colour temperature are initially subject to a tolerance of +/- 150 K. No liability is assumed for typographical or printing errors. The general terms and conditions of XAL GmbH apply.

© XAL GmbH · Auer-Welsbach-Gasse 36 · 8055 Graz · Austria · www.xal.com

10.04.2025

1 / 1