

SASSO PRO 100

adjustable

trimless exposed concrete

048-2410618F 052-1913410



Project / Type

Notes

Count / Date



General

Ceiling , Recessed

tilt max 35°

rotation 360°

black , RAL9005 ¹

IP20

1460 lm

LED

4000 K

CRI ≥ 90

L80 / 50000 h

initial MacAdam ≤ 3 SDCM

R_g: 97 , R_f: 89 , R_{f(1-15)}: 91

MR 0.85

MDER 0.77

Optical

flood

beam angle 38°

PstLM ≤ 1.0 ²

SVM ≤ 0.4 ²

Round recessed spotlight in die-cast aluminium; surface black powder coated; 360° rotatable and 35° tiltable; installation without tools in mounting set due to patented ball catch system; concrete housings for exposed concrete ceilings; for trimless installation; passive cooling of the LEDs through improved heat sink geometry; with COB (Chip on Board) technology for maximum efficiency; no appearance of multiple shadows; light colour 4000 K; binning initial MacAdam ≤ 3 SDCM; CRI ≥ 90; min. 80% of luminous flux after 50000 operating hours; energy efficient LEDs with high CRI; including high quality reflector made of plastic with spherical reflector; aluminium, vapour deposition coated; neutral colour reflection through absolute freedom from interference colour; for brilliant object staging; precise radiation characteristic with 38° beam; installed and exchanged without tools; optical attachments available as accessories; accessories are listed separately; degree of protection IP20; PC2; incl. converter, non dimmable; converter wired secondary side; through wiring connection box, 3-pole or 5-pole, available as an accessory; light source replaceable by an authorized professional; control gear replaceable by an authorized professional;

Electrical

non DIM

220-240 V

system 14.7 W

PC2

system 99 lm/W³

Physical

trimless for exposed concrete ceiling

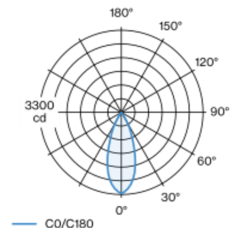
length 229 mm

width 227 mm

height 160 mm

2.31 kg

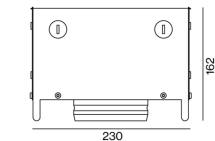
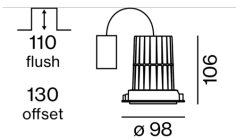
Light distribution



flood 38°

h (m)	E0° (lx)	ø (m)
1	3270	0.69
2	820	1.38
3	360	2.07
4	200	2.76
5	130	3.45

Product drawing



¹ RAL code ² Value of containing product at full load (undimmed)
³ incl. optical losses and the efficiency of the operating device (converter)

Installation instructions



Lighting calculator



SASSO PRO 100

adjustable

trimless exposed concrete
048-2410618F 052-1913410



Project / Type _____

Notes _____

Count / Date _____

Maintenance Factors

Operating Time [h]	10 000	20 000	30 000	40 000	50 000
LLMF	0.99	0.96	0.93	0.9	0.88
LSF	1	1	1	1	1
MF	LMF × RSMF × LLMF × LSF		RSMF ^a	Room Surface Maintenance Factor	
MF	Maintenance Factor		LLMF	Lamp Lumens Maintenance Factor	
LMF ^a	Luminaire Maintenance Factor		LSF	Lamp Survival Faktor	

^a According to "CIE 97, Maintenance of indoor electric lighting systems", 2005, ISBN 3-900-734-34-8. The values must be determined by the planner.

Circuit Breaker Types

Automatic Circuit Breaker Type	Number of Fixtures
B10	22
B16	36
C10	37
C16	60

Components

EXPOSED CONCRETE MOUNTING HOUSING

L-W-H (MM)	ARTICLE NUMBER(S)
229-227-160	052-1913410



Mounting accessories

THROUGH WIRING CONNECTION BOX

TYPE	L-W-H (MM)	ARTICLE NUMBER(S)
non DIM cable ø 4 – 12 mm	105-58-30	005-2531110
DALI cable ø 4 – 12 mm	105-58-30	005-2551110



Optical accessories

HONEYCOMB LOUVER

COLOUR	Ø (MM)	ARTICLE NUMBER(S)
traffic white	74	048-2191317
jet black	74	048-2191318



LINEAR PRISMATIC LENS

COLOUR	Ø (MM)	ARTICLE NUMBER(S)
traffic white	74	048-2192317
jet black	74	048-2192318



SNOOT

COLOUR	Ø (MM)	ARTICLE NUMBER(S)
traffic white	74	048-2191117
jet black	74	048-2191118



SNOOT WITH HONEYCOMB LOUVER

COLOUR	Ø (MM)	ARTICLE NUMBER(S)
traffic white	74	048-2191217
jet black	74	048-2191218

