

# SASSO PRO 100

## adjustable

offset trimless  
048-2410538F 052-1931448



Project / Type

Notes

Count / Date



General

Ceiling , Recessed

tilt max 35°

rotation 360°

black , RAL 9005 <sup>1</sup>

Mounting set jet black

IP20

1380 lm

LED

3000 K

CRI ≥ 90

L90 / 50000 h

initial MacAdam ≤ 3 SDCM

R<sub>g</sub>: 100 , R<sub>f</sub>: 89 , R<sub>(1-15)</sub>: 89

MR 0.56

MDER 0.51

Optical

flood

beam angle 38°

P<sub>stLM</sub> ≤ 1.0 <sup>2</sup>

SVM ≤ 0.4 <sup>2</sup>

Electrical

DALI-2

220-240 V

system 14.7 W

system 94 lm/W<sup>3</sup>

PC2

1 DALI Addr.

Physical

trimless

diameter 105 mm

height 106 mm

0.62 kg

Cutout

diameter 116 mm

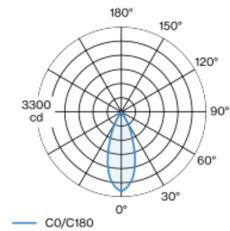
min. ceiling thickness 12.5 mm

max. ceiling thickness 25 mm

recessed depth 130 mm

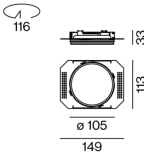
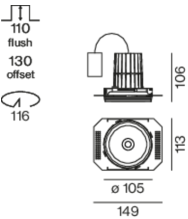
<sup>1</sup> RAL code <sup>2</sup> Value of containing product at full load (undimmed)  
<sup>3</sup> incl. consideration of optical losses, internal control unit losses & operating device efficiency

### Light distribution



h (m)	E0° (lx)	ø (m)
1	3090	0.69
2	770	1.38
3	340	2.07
4	190	2.76
5	120	3.45

### Product drawing



### Installation instructions



### Lighting calculator

