

SASSO PRO 100

adjustable offset trim round

048-2411E38F 052-1932448



Project / Type _____

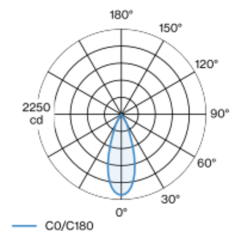
Notes _____

Count / Date _____



Round recessed spotlight in die-cast aluminium with recessed luminaire plane; surface black powder coated; 360° rotatable and 35° tiltable; installation without tools in mounting set due to patented ball catch system; round installation housing; with trim jet black; suitable for ceiling thickness of 5-25 mm; passive cooling of the LEDs through improved heat sink geometry; with COB (Chip on Board) technology for maximum efficiency; no appearance of multiple shadows; CWD (Colour Warm Dimming) of 2000K - 3000K; binning initial MacAdam ≤ 4 SDCM; CRI ≥ 95 ; min. 80% of luminous flux after 50000 operating hours; energy efficient LEDs with high CRI; including high quality reflector made of plastic with spherical reflector; aluminium, vapour deposition coated; neutral colour reflection through absolute freedom from interference colour; for brilliant object staging; precise radiation characteristic with 36° beam; installed and exchanged without tools; optical attachments available as accessories; accessories are listed separately; degree of protection IP20; PC2 220-240V; incl. DALI-2 converter; converter wired secondary side; with colour warm dimming a step-less change of colour temperature occurs simultaneously with a reduction in light intensity; similar to the dimming characteristic of an incandescent lamp; reducing the illuminance enables a very warm tone; through wiring connection box, 3-pole or 5-pole, available as an accessory; light source replaceable by an authorized professional; control gear replaceable by an authorized professional;

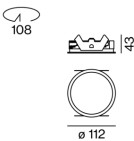
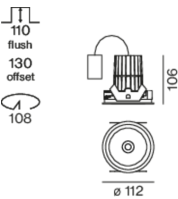
Light distribution



flood 36°

h (m)	E0° (lx)	ø (m)
1	2120	0.65
2	530	1.31
3	240	1.96
4	130	2.61
5	80	3.27

Product drawing



General

Ceiling , Recessed _____

tilt max 35° _____

rotation 360° _____

black , RAL9005 ¹ _____

Mounting set jet black _____

IP20 _____

853 lm _____

LED

colour warm dimming _____

2000 K - 3000 K _____

CRI ≥ 95 _____

L80 / 50000 h _____

initial MacAdam ≤ 4 SDCM _____

R_g: 100 , R_f: 91 , R_{f1-15}: 90 _____

MR 0.61 _____

MDER 0.55 _____

Optical

flood _____

beam angle 36° _____

PstLM ≤ 1.0 ² _____

SVM ≤ 0.4 ² _____

Electrical

DALI-2 _____

system 14.9 W _____

PC2 220-240V _____

system 57 lm/W³ _____

inset 68 lm/W⁴ _____

1 DALI Addr. _____

Physical

trim _____

diameter 112 mm _____

height 106 mm _____

0.59 kg _____

Cutout

diameter 108 mm _____

min. ceiling thickness 5 mm _____

max. ceiling thickness 25 mm _____

recessed depth 130 mm _____

¹ RAL code ² Value of containing product at full load (undimmed)
³ incl. optical losses and the efficiency of the operating device (converter)
⁴ incl. optical losses

Installation instructions



Lighting calculator

