

SASSO PRO 100

adjustable flush trim square


048-2412417M 052-1942418



Project / Type _____

Notes _____

Count / Date _____



General

Ceiling , Recessed _____

tilt max 35° _____

rotation 360° _____

white , RAL 9016 ¹ _____

Mounting set jet black _____

IP20 _____

2170 lm _____

LED

2700 K _____

CRI ≥ 90 _____

L85 / 50000 h _____

initial MacAdam ≤ 3 SDCM _____

R_g: 100 , R_f: 89 , R₍₁₋₁₅₎: 86 _____

MR 0.49 _____

MDER 0.44 _____

Optical

medium _____

beam angle 24° _____

PstLM ≤ 1.0 ² _____

SVM ≤ 0.4 ² _____

Round recessed spotlight in die-cast aluminium; surface white powder coated; 360° rotatable and 35° tilttable; installation without tools in mounting set due to patented ball catch system; square installation housing; with trim jet black; suitable for ceiling thickness of 5-25 mm; passive cooling of the LEDs through improved heat sink geometry; with COB (Chip on Board) technology for maximum efficiency; no appearance of multiple shadows; light colour 2700 K; binning initial MacAdam ≤ 3 SDCM; CRI ≥ 90; min. 85% of luminous flux after 50000 operating hours; energy efficient LEDs with high CRI; including high quality reflector made of plastic with spherical reflector; aluminium, vapour deposition coated; neutral colour reflection through absolute freedom from interference colour; for brilliant object staging; precise radiation characteristic with 24° beam; installed and exchanged without tools; optical attachments available as accessories; accessories are listed separately; degree of protection IP20; PC2; 220-240 V; incl. converter, non dimmable; converter wired secondary side; through wiring connection box, 3-pole or 5-pole, available as an accessory; light source replaceable by an authorized professional; control gear replaceable by an authorized professional;

Electrical

non DIM _____

220-240 V _____

system 27.0 W _____

system 80 lm/W³ _____

PC2 _____

Physical

trim _____

length 112 mm _____

width 112 mm _____

height 106 mm _____

0.62 kg _____

Cutout

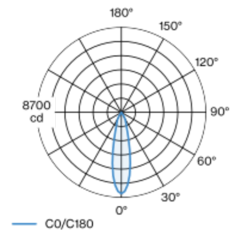
diameter 108 mm _____

min. ceiling thickness 5 mm _____

max. ceiling thickness 25 mm _____

recessed depth 110 mm _____

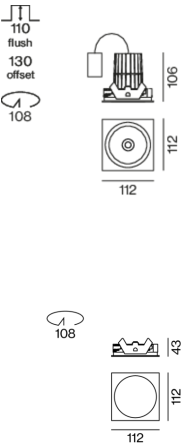
Light distribution



medium 24°

h (m)	E0° (lx)	ø (m)
1	8310	0.43
2	2080	0.87
3	920	1.30
4	520	1.73
5	330	2.17

Product drawing



¹ RAL code ² Value of containing product at full load (undimmed)
³ FIXTURE: incl. consideration of optical losses & internal control unit losses SYSTEM: incl. consideration of optical losses, internal control unit losses & operating device efficiency.

Installation instructions



Lighting calculator

