

SASSO PRO 100

adjustable

flush trimless

048-2412517F 052-1921447



Project / Type _____

Notes _____

Count / Date _____



General

Ceiling , Recessed _____

tilt max 35° _____

rotation 360° _____

white , RAL9016 ¹ _____

IP20 _____

2280 lm _____

LED

3000 K _____

CRI ≥ 90 _____

L85 / 50000 h _____

initial MacAdam ≤ 3 SDCM _____

R_g: 100 , R_f: 89 , R_(f-15): 89 _____

MR 0.56 _____

MDER 0.51 _____

Optical

flood _____

beam angle 38° _____

PstLM ≤ 1.0 ² _____

SVM ≤ 0.4 ² _____

Electrical

non DIM _____

220-240 V _____

system 27.0 W _____

PC2 _____

system 84 lm/W³ _____

Physical

trimless _____

diameter 105 mm _____

height 106 mm _____

0.64 kg _____

Cutout

diameter 116 mm _____

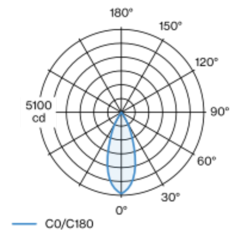
min. ceiling thickness 12.5 mm _____

max. ceiling thickness 25 mm _____

recessed depth 110 mm _____

Round recessed spotlight in die-cast aluminium; surface white powder coated; 360° rotatable and 35° tiltable; installation without tools in mounting set due to patented ball catch system; round installation housing; for trimless installation in plasterboard ceilings; suitable for ceiling thickness of 12.5/15/25 mm; passive cooling of the LEDs through improved heat sink geometry; with COB (Chip on Board) technology for maximum efficiency; no appearance of multiple shadows; light colour 3000 K; binning initial MacAdam ≤ 3 SDCM; CRI ≥ 90; min. 85% of luminous flux after 50000 operating hours; energy efficient LEDs with high CRI; including high quality reflector made of plastic with spherical reflector; aluminium, vapour deposition coated; neutral colour reflection through absolute freedom from interference colour; for brilliant object staging; precise radiation characteristic with 38° beam; installed and exchanged without tools; optical attachments available as accessories; accessories are listed separately; degree of protection IP20; PC2; incl. converter, non dimmable; converter wired secondary side; through wiring connection box, 3-pole or 5-pole, available as an accessory; light source replaceable by an authorized professional; control gear replaceable by an authorized professional;

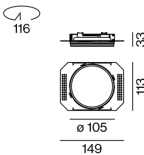
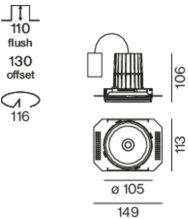
Light distribution



flood 38°

h (m)	E0° (lx)	ø (m)
1	5000	0.69
2	1250	1.38
3	560	2.07
4	310	2.76
5	200	3.45

Product drawing



¹ RAL code ² Value of containing product at full load (undimmed)
³ incl. optical losses and the efficiency of the operating device (converter)

Installation instructions



Lighting calculator

