

SASSO PRO 100

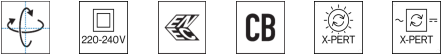
adjustable

offset trimless

048-2410638S 052-1931448



Project / Type	
Notes	
Count / Date	



General

Ceiling , Recessed	
tilt max 35°	
rotation 360°	
black , RAL9005 ¹	
Mounting set jet black	
IP20	
1470 lm	

LED

4000 K	
CRI ≥ 90	
L80 / 50000 h	
initial MacAdam ≤ 3 SDCM	
R _g : 97 , R _r : 89 , R ₍₁₋₁₅₎ : 91	
MR 0.85	
MDER 0.77	

Optical

spot	
beam angle 17°	
PstLM ≤ 1.0 ²	
SVM ≤ 0.4 ²	

Electrical

DALI-2	
system 14.7 W	
PC2 220-240V	
system 100 lm/W ³	
inset 117 lm/W ⁴	
1 DALI Addr.	

Physical

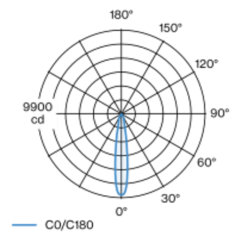
trimless	
length 105 mm	
width 113 mm	
height 106 mm	
0.62 kg	

Cutout

diameter 116 mm	
min. ceiling thickness 12.5 mm	
max. ceiling thickness 25 mm	
recessed depth 130 mm	

¹ RAL code ² Value of containing product at full load (undimmed)
³ incl. optical losses and the efficiency of the operating device (converter)
⁴ incl. optical losses

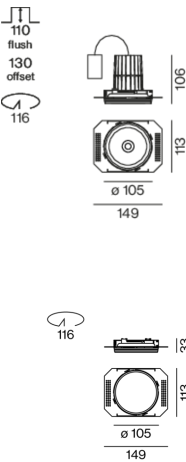
Light distribution



spot 17°

h (m)	E0° (lx)	ø (m)
1	9570	0.29
2	2390	0.59
3	1060	0.88
4	600	1.18
5	380	1.47

Product drawing



Installation instructions



Lighting calculator

