

SASSO PRO 100

adjustable

offset trimless
048-2412418S 052-1931447



Project / Type _____

Notes _____

Count / Date _____



General

Ceiling , Recessed _____

tilt max 35° _____

rotation 360° _____

black , RAL 9005 ¹ _____

Mounting set traffic white _____

IP20 _____

2130 lm _____

LED

2700 K _____

CRI ≥ 90 _____

L85 / 50000 h _____

initial MacAdam ≤ 3 SDCM _____

R_g: 100 , R_f: 89 , R_{f(1-15)}: 86 _____

MR 0.49 _____

MDER 0.44 _____

Optical

spot _____

beam angle 17° _____

P_{stLM} ≤ 1.0 ² _____

SVM ≤ 0.4 ² _____

Electrical

non DIM _____

220-240 V _____

system 27.0 W _____

system 79 lm/W³ _____

PC2 _____

Physical

trimless _____

length 105 mm _____

width 113 mm _____

height 106 mm _____

0.63 kg _____

Cutout

diameter 116 mm _____

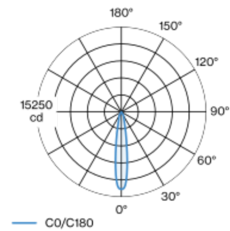
min. ceiling thickness 12.5 mm _____

max. ceiling thickness 25 mm _____

recessed depth 130 mm _____

¹ RAL code ² Value of containing product at full load (undimmed)
³ incl. consideration of optical losses, internal control unit losses
& operating device efficiency

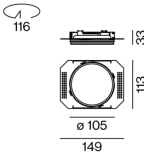
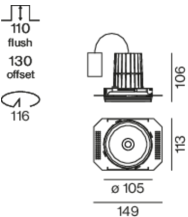
Light distribution



spot 17°

h (m)	E0° (lx)	ø (m)
1	13900	0.29
2	3500	0.59
3	1500	0.88
4	900	1.18
5	600	1.47

Product drawing



Installation instructions



Lighting calculator

