

SASSO PRO 100

adjustable offset trim square

048-2412617S 052-1952417



Project / Type _____

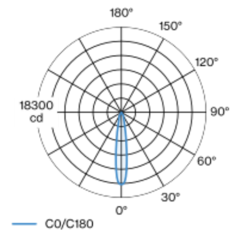
Notes _____

Count / Date _____



Round recessed spotlight in die-cast aluminium with recessed luminaire plane; surface white powder coated; 360° rotatable and 35° tiltable; installation without tools in mounting set due to patented ball catch system; square installation housing; with trim traffic white; suitable for ceiling thickness of 5-25 mm; passive cooling of the LEDs through improved heat sink geometry; with COB (Chip on Board) technology for maximum efficiency; no appearance of multiple shadows; light colour 4000 K; binning initial MacAdam ≤ 3 SDCM; CRI ≥ 90 ; min. 80% of luminous flux after 50000 operating hours; energy efficient LEDs with high CRI; including high quality reflector made of plastic with spherical reflector; aluminium, vapour deposition coated; neutral colour reflection through absolute freedom from interference colour; for brilliant object staging; precise radiation characteristic with 17° beam; installed and exchanged without tools; optical attachments available as accessories; accessories are listed separately; degree of protection IP20; PC2 220-240V; incl. converter, non dimmable; converter wired secondary side; through wiring connection box, 3-pole or 5-pole, available as an accessory; light source replaceable by an authorized professional; control gear replaceable by an authorized professional;

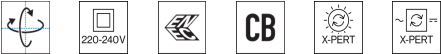
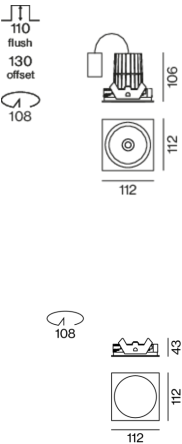
Light distribution



spot 17°

h (m)	E0° (lx)	ø (m)
1	15400	0.29
2	3900	0.59
3	1700	0.88
4	1000	1.18
5	600	1.47

Product drawing



General

Ceiling , Recessed _____

tilt max 35° _____

rotation 360° _____

white , RAL9016 ¹ _____

Mounting set traffic white _____

IP20 _____

2400 lm _____

LED

4000 K _____

CRI ≥ 90 _____

L80 / 50000 h _____

initial MacAdam ≤ 3 SDCM _____

R_g: 97 , R_r: 89 , R₍₁₋₁₅₎: 91 _____

MR 0.85 _____

MDER 0.77 _____

Optical

spot _____

beam angle 17° _____

PstLM ≤ 1.0 ² _____

SVM ≤ 0.4 ² _____

Electrical

non DIM _____

system 27.0 W _____

PC2 220-240V _____

system 89 lm/W³ _____

inset 104 lm/W⁴ _____

Physical

trim _____

length 112 mm _____

width 112 mm _____

height 106 mm _____

0.63 kg _____

Cutout

diameter 108 mm _____

min. ceiling thickness 5 mm _____

max. ceiling thickness 25 mm _____

recessed depth 130 mm _____

¹ RAL code ² Value of containing product at full load (undimmed)

³ incl. optical losses and the efficiency of the operating device (converter)

⁴ incl. optical losses

Installation instructions



Lighting calculator

