

# SASSO PRO 100

## adjustable offset trim square

048-2412618F 052-1952417



Project / Type \_\_\_\_\_

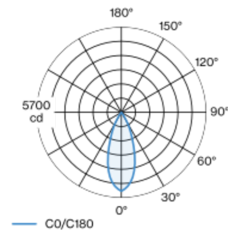
Notes \_\_\_\_\_

Count / Date \_\_\_\_\_



Round recessed spotlight in die-cast aluminium with recessed luminaire plane; surface black powder coated; 360° rotatable and 35° tiltable; installation without tools in mounting set due to patented ball catch system; square installation housing; with trim traffic white; suitable for ceiling thickness of 5-25 mm; passive cooling of the LEDs through improved heat sink geometry; with COB (Chip on Board) technology for maximum efficiency; no appearance of multiple shadows; light colour 4000 K; binning initial MacAdam  $\leq 3$  SDCM; CRI  $\geq 90$ ; min. 80% of luminous flux after 50000 operating hours; energy efficient LEDs with high CRI; including high quality reflector made of plastic with spherical reflector; aluminium, vapour deposition coated; neutral colour reflection through absolute freedom from interference colour; for brilliant object staging; precise radiation characteristic with 38° beam; installed and exchanged without tools; optical attachments available as accessories; accessories are listed separately; degree of protection IP20; PC2; 220-240 V; incl. converter, non dimmable; converter wired secondary side; through wiring connection box, 3-pole or 5-pole, available as an accessory; light source replaceable by an authorized professional; control gear replaceable by an authorized professional;

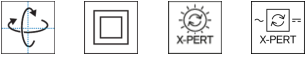
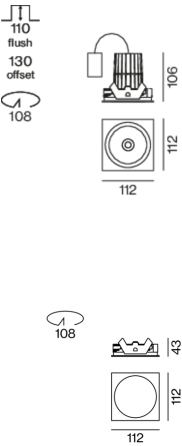
### Light distribution



flood 38°

h (m)	E0° (lx)	ø (m)
1	5260	0.69
2	1310	1.38
3	580	2.07
4	330	2.76
5	210	3.45

### Product drawing



### General

Ceiling , Recessed \_\_\_\_\_

tilt max 35° \_\_\_\_\_

rotation 360° \_\_\_\_\_

black , RAL 9005 <sup>1</sup> \_\_\_\_\_

Mounting set traffic white \_\_\_\_\_

IP20 \_\_\_\_\_

2350 lm \_\_\_\_\_

### LED

4000 K \_\_\_\_\_

CRI  $\geq 90$  \_\_\_\_\_

L80 / 50000 h \_\_\_\_\_

initial MacAdam  $\leq 3$  SDCM \_\_\_\_\_

R<sub>g</sub>: 97 , R<sub>r</sub>: 89 , R<sub>(1-15)</sub>: 91 \_\_\_\_\_

MR 0.85 \_\_\_\_\_

MDER 0.77 \_\_\_\_\_

### Optical

flood \_\_\_\_\_

beam angle 38° \_\_\_\_\_

PstLM  $\leq 1.0$  <sup>2</sup> \_\_\_\_\_

SVM  $\leq 0.4$  <sup>2</sup> \_\_\_\_\_

### Electrical

non DIM \_\_\_\_\_

220-240 V \_\_\_\_\_

system 27.0 W \_\_\_\_\_

system 87 lm/W<sup>3</sup> \_\_\_\_\_

PC2 \_\_\_\_\_

### Physical

trim \_\_\_\_\_

length 112 mm \_\_\_\_\_

width 112 mm \_\_\_\_\_

height 106 mm \_\_\_\_\_

0.63 kg \_\_\_\_\_

### Cutout

diameter 108 mm \_\_\_\_\_

min. ceiling thickness 5 mm \_\_\_\_\_

max. ceiling thickness 25 mm \_\_\_\_\_

recessed depth 130 mm \_\_\_\_\_

<sup>1</sup> RAL code <sup>2</sup> Value of containing product at full load (undimmed)  
<sup>3</sup> incl. consideration of optical losses, internal control unit losses & operating device efficiency

### Installation instructions



### Lighting calculator



# SASSO PRO 100

## adjustable offset trim square

048-2412618F 052-1952417



Project / Type \_\_\_\_\_

Notes \_\_\_\_\_

Count / Date \_\_\_\_\_

### Maintenance Factors

Operating Time [h]	10 000	20 000	30 000	40 000	50 000
LLMF	0.95	0.91	0.87	0.83	0.8
LSF	1	1	1	1	1
MF	LMF × RSMF × LLMF × LSF		RSMF <sup>a</sup>	Room Surface Maintenance Factor	
MF	Maintenance Factor		LLMF	Lamp Lumens Maintenance Factor	
LMF <sup>a</sup>	Luminaire Maintenance Factor		LSF	Lamp Survival Faktor	

<sup>a</sup> According to "CIE 97, Maintenance of indoor electric lighting systems", 2005, ISBN 3-900-734-34-8. The values must be determined by the planner.

### Circuit Breaker Types

Automatic Circuit Breaker Type	Number of Fixtures
B10	20
B16	32
C10	33
C16	53

### Components

#### MOUNTING SET

TYPE	COLOUR	L-W-H (MM)	ARTICLE NUMBER(S)
square offset 17 mm	traffic white	112-112-43	052-1952417



### Mounting accessories

#### THROUGH WIRING CONNECTION BOX

TYPE	L-W-H (MM)	ARTICLE NUMBER(S)
non DIM cable ø 4 – 12 mm, Linect®-Ready	105-58-30	005-2531110
DALI cable ø 4 – 12 mm, Linect®-Ready	105-58-30	005-2551110



### Mounting accessories

#### PRIMED CONCRETE MOUNTING HOUSING

L-W-H (MM)	ARTICLE NUMBER(S)
240-400-130	052-1914420



# SASSO PRO 100

## adjustable offset trim square

048-2412618F 052-1952417



Project / Type

Notes

Count / Date

### Optical accessories

#### HONEYCOMB LOUVER

COLOUR	Ø (MM)	ARTICLE NUMBER(S)
traffic white	74	048-2191317
jet black	74	048-2191318



#### LINEAR PRISMATIC LENS

COLOUR	Ø (MM)	ARTICLE NUMBER(S)
traffic white	74	048-2192317
jet black	74	048-2192318



#### SNOOT

COLOUR	Ø (MM)	ARTICLE NUMBER(S)
traffic white	74	048-2191117
jet black	74	048-2191118



#### SNOOT WITH HONEYCOMB LOUVER

COLOUR	Ø (MM)	ARTICLE NUMBER(S)
traffic white	74	048-2191217
jet black	74	048-2191218

