

SASSO PRO 100

adjustable

flush trimless

048-2412437S 052-1921447



Project / Type _____

Notes _____

Count / Date _____



General

Ceiling , Recessed _____

tilt max 35° _____

rotation 360° _____

white , RAL9016 ¹ _____

IP20 _____

2170 lm _____

LED

2700 K _____

CRI ≥ 90 _____

L85 / 50000 h _____

initial MacAdam ≤ 3 SDCM _____

R_g: 100 , R_f: 89 , R_{f(1-5)}: 86 _____

MR 0.49 _____

MDER 0.44 _____

Optical

spot _____

beam angle 17° _____

PstLM ≤ 1.0 ² _____

SVM ≤ 0.4 ² _____

Electrical

DALI-2 _____

220-240 V _____

system 27.0 W _____

PC2 _____

system 80 lm/W³ _____

1 DALI Addr. _____

Physical

trimless _____

length 105 mm _____

width 113 mm _____

height 106 mm _____

0.64 kg _____

Cut out

diameter 116 mm _____

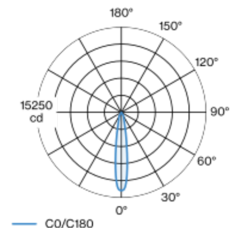
min. ceiling thickness 12.5 mm _____

max. ceiling thickness 25 mm _____

recessed depth 110 mm _____

¹ RAL code ² Value of containing product at full load (undimmed)
³ incl. optical losses and the efficiency of the operating device (converter)

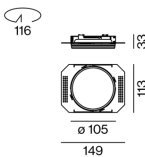
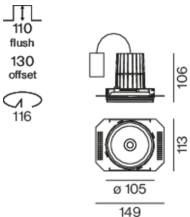
Light distribution



spot 17°

h (m)	E0° (lx)	ø (m)
1	14000	0.29
2	3500	0.59
3	1600	0.88
4	900	1.18
5	600	1.47

Product drawing



Installation instructions



Lighting calculator



[048-2412437S 052-1921447] The technical data represent rated values for an ambient temperature of 25°C. The data values for the luminous flux are initially subject to a tolerance of +/- 10%, those for the electrical connected load are initially subject to a tolerance of +/- 10%, and those for the colour temperature are initially subject to a tolerance of +/- 150 K. No liability is assumed for typographical or printing errors. The general terms and conditions of XAL GmbH apply.
© XAL GmbH · Auer-Welsbach-Gasse 36 · 8055 Graz · Austria · www.xal.com