

# SASSO PRO 100

## adjustable

offset trimless  
048-2412437S 052-1931448



Project / Type

Notes

Count / Date



### General

Ceiling , Recessed

tilt max 35°

rotation 360°

white , RAL 9016 <sup>1</sup>

Mounting set jet black

IP20

2170 lm

### LED

2700 K

CRI ≥ 90

L85 / 50000 h

initial MacAdam ≤ 3 SDCM

R<sub>g</sub>: 100 , R<sub>f</sub>: 89 , R<sub>f(1-15)</sub>: 86

MR 0.49

MDER 0.44

### Optical

spot

beam angle 17°

P<sub>stLM</sub> ≤ 1.0 <sup>2</sup>

SVM ≤ 0.4 <sup>2</sup>

### Electrical

DALI-2

220-240 V

system 27.0 W

system 80 lm/W<sup>3</sup>

PC2

1 DALI Addr.

### Physical

trimless

length 105 mm

width 113 mm

height 106 mm

0.62 kg

### Cutout

diameter 116 mm

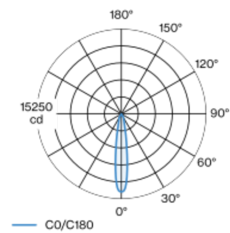
min. ceiling thickness 12.5 mm

max. ceiling thickness 25 mm

recessed depth 130 mm

Round recessed spotlight in die-cast aluminium with recessed luminaire plane; surface white powder coated; 360° rotatable and 35° tiltable; installation without tools in mounting set due to patented ball catch system; round installation housing jet black; for trimless installation in plasterboard ceilings; suitable for ceiling thickness of 12.5/15/25 mm; passive cooling of the LEDs through improved heat sink geometry; with COB (Chip on Board) technology for maximum efficiency; no appearance of multiple shadows; light colour 2700 K; binning initial MacAdam ≤ 3 SDCM; CRI ≥ 90; min. 85% of luminous flux after 50000 operating hours; energy efficient LEDs with high CRI; including high quality reflector made of plastic with spherical reflector; aluminium, vapour deposition coated; neutral colour reflection through absolute freedom from interference colour; for brilliant object staging; precise radiation characteristic with 17° beam; installed and exchanged without tools; optical attachments available as accessories; accessories are listed separately; degree of protection IP20; PC2; 220-240 V; incl. DALI-2 converter; converter wired secondary side; through wiring connection box, 3-pole or 5-pole, available as an accessory; light source replaceable by an authorized professional; control gear replaceable by an authorized professional;

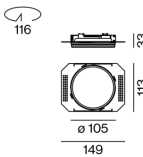
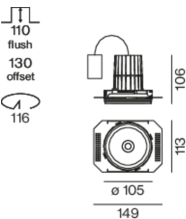
### Light distribution



spot 17°

h (m)	E0° (lx)	ø (m)
1	14000	0.29
2	3500	0.59
3	1600	0.88
4	900	1.18
5	600	1.47

### Product drawing



<sup>1</sup> RAL code <sup>2</sup> Value of containing product at full load (undimmed)  
<sup>3</sup> incl. consideration of optical losses, internal control unit losses & operating device efficiency

### Installation instructions



### Lighting calculator

