

SASSO PRO 100

adjustable

flush trimless

048-2412618S 052-1921447



Project / Type

Notes

Count / Date



General

Ceiling , Recessed

tilt max 35°

rotation 360°

black , RAL 9005 ¹

IP20

2360 lm

LED

4000 K

CRI ≥ 90

L80 / 50000 h

initial MacAdam ≤ 3 SDCM

R_g: 97 , R_f: 89 , R_{f(1-5)}: 91

MR 0.85

MDER 0.77

Optical

spot

beam angle 17°

PstLM ≤ 1.0 ²

SVM ≤ 0.4 ²

Electrical

non DIM

220-240 V

system 27.0 W

system 87 lm/W³

PC2

Physical

trimless

length 105 mm

width 113 mm

height 106 mm

0.64 kg

Cutout

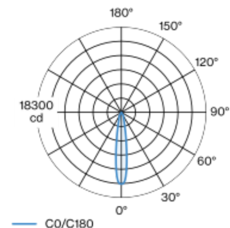
diameter 116 mm

min. ceiling thickness 12.5 mm

max. ceiling thickness 25 mm

recessed depth 110 mm

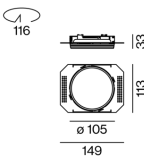
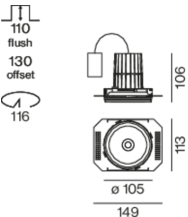
Light distribution



spot 17°

h (m)	E0° (lx)	ø (m)
1	15400	0.29
2	3800	0.59
3	1700	0.88
4	1000	1.18
5	600	1.47

Product drawing



¹ RAL code ² Value of containing product at full load (undimmed)
³ FIXTURE: incl. consideration of optical losses & internal control unit losses SYSTEM: incl. consideration of optical losses, internal control unit losses & operating device efficiency.

Installation instructions



Lighting calculator

