

SASSO PRO 100

adjustable

offset trimless
048-2413618F 052-1931447



Project / Type

Notes

Count / Date



General
Ceiling , Recessed
tilt max 35°
rotation 360°
black , RAL9005 ¹
Mounting set traffic white
IP20
2750 lm

LED
4000 K
CRI ≥ 90
L90 / 50000 h
R _g : 97 , R _f : 89 , R _{f(1-15)} : 91
MR 0.85
MDER 0.77

Optical
flood
beam angle 39°
PstLM ≤ 1.0 ²
SVM ≤ 0.4 ²

Round recessed spotlight in die-cast aluminium with recessed luminaire plane; surface black powder coated; 360° rotatable and 35° tiltable; installation without tools in mounting set due to patented ball catch system; round installation housing traffic white; for trimless installation in plasterboard ceilings; suitable for ceiling thickness of 12.5/15/25 mm; passive cooling of the LEDs through improved heat sink geometry; with COB (Chip on Board) technology for maximum efficiency; no appearance of multiple shadows; light colour 4000 K; CRI ≥ 90; min. 90% of luminous flux after 50000 operating hours; energy efficient LEDs with high CRI; including high quality reflector made of plastic with spherical reflector; aluminium, vapour deposition coated; neutral colour reflection through absolute freedom from interference colour; for brilliant object staging; precise radiation characteristic with 39° beam; installed and exchanged without tools; optical attachments available as accessories; accessories are listed separately; degree of protection IP20; PC2; 220-240 V; incl. converter, non dimmable; converter wired secondary side; through wiring connection box, 3-pole or 5-pole, available as an accessory; light source replaceable by an authorized professional; control gear replaceable by an authorized professional;

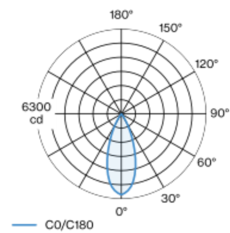
Electrical
non DIM
220-240 V
system 27.0 W
PC2
system 102 lm/W ³

Physical
trimless
length 105 mm
width 113 mm
height 106 mm
0.63 kg

Cutout
diameter 116 mm
min. ceiling thickness 12.5 mm
max. ceiling thickness 25 mm
recessed depth 130 mm

¹ RAL code ² Value of containing product at full load (undimmed)
³ incl. optical losses and the efficiency of the operating device (converter)

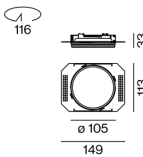
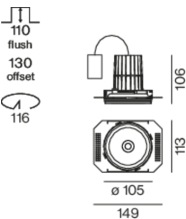
Light distribution



flood 39°

h (m)	E0° (lx)	ø (m)
1	5990	0.71
2	1500	1.42
3	670	2.13
4	370	2.84
5	240	3.54

Product drawing



Installation instructions



Lighting calculator

