

SASSO PRO 100

adjustable

flush trimless

048-2413618M 052-1921447



Project / Type _____

Notes _____

Count / Date _____



General

Ceiling , Recessed _____

tilt max 35° _____

rotation 360° _____

black , RAL9005 ¹ _____

IP20 _____

2740 lm _____

LED

4000 K _____

CRI ≥ 90 _____

L90 / 50000 h _____

R_g: 97 , R_f: 89 , R_{t(1-15)}: 91 _____

MR 0.85 _____

MDER 0.77 _____

Optical

medium _____

beam angle 26° _____

PstLM ≤ 1.0 ² _____

SVM ≤ 0.4 ² _____

Electrical

non DIM _____

220-240 V _____

system 27.0 W _____

PC2 _____

system 101 lm/W³ _____

Physical

trimless _____

length 105 mm _____

width 113 mm _____

height 106 mm _____

0.64 kg _____

Cutout

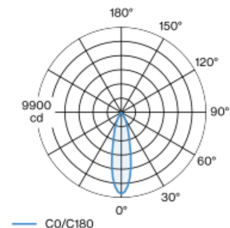
diameter 116 mm _____

min. ceiling thickness 12.5 mm _____

max. ceiling thickness 25 mm _____

recessed depth 110 mm _____

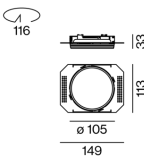
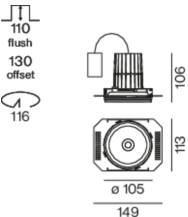
Light distribution



medium 26°

h (m)	E0° (lx)	ø (m)
1	9440	0.47
2	2360	0.93
3	1050	1.40
4	590	1.86
5	380	2.33

Product drawing



¹ RAL code ² Value of containing product at full load (undimmed)
³ incl. optical losses and the efficiency of the operating device (converter)

Installation instructions



Lighting calculator

