

SASSO PRO 100

adjustable

offset trimless
048-2412638F 052-1931448



Project / Type _____

Notes _____

Count / Date _____



General

Ceiling , Recessed

tilt max 35°

rotation 360°

black , RAL9005 ¹

Mounting set jet black

IP20

2350 lm

LED

4000 K

CRI ≥ 90

L80 / 50000 h

initial MacAdam ≤ 3 SDCM

R_g: 97 , R_r: 89 , R₍₁₋₁₅₎: 91

MR 0.85

MDER 0.77

Optical

flood

beam angle 38°

PstLM ≤ 1.0 ²

SVM ≤ 0.4 ²

Electrical

DALI-2

system 27.0 W

PC2 220-240V

system 87 lm/W³

inset 102 lm/W⁴

1 DALI Addr.

Physical

trimless

length 105 mm

width 113 mm

height 106 mm

0.62 kg

Cutout

diameter 116 mm

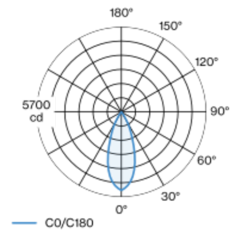
min. ceiling thickness 12.5 mm

max. ceiling thickness 25 mm

recessed depth 130 mm

Round recessed spotlight in die-cast aluminium with recessed luminaire plane; surface black powder coated; 360° rotatable and 35° tiltable; installation without tools in mounting set due to patented ball catch system; round installation housing jet black; for trimless installation in plasterboard ceilings; suitable for ceiling thickness of 12.5/15/25 mm; passive cooling of the LEDs through improved heat sink geometry; with COB (Chip on Board) technology for maximum efficiency; no appearance of multiple shadows; light colour 4000 K; binning initial MacAdam ≤ 3 SDCM; CRI ≥ 90; min. 80% of luminous flux after 50000 operating hours; energy efficient LEDs with high CRI; including high quality reflector made of plastic with spherical reflector; aluminium, vapour deposition coated; neutral colour reflection through absolute freedom from interference colour; for brilliant object staging; precise radiation characteristic with 38° beam; installed and exchanged without tools; optical attachments available as accessories; accessories are listed separately; degree of protection IP20; PC2 220-240V; incl. DALI-2 converter; converter wired secondary side; through wiring connection box, 3-pole or 5-pole, available as an accessory; light source replaceable by an authorized professional; control gear replaceable by an authorized professional;

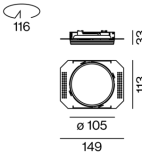
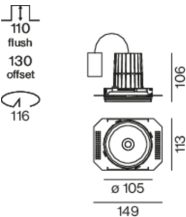
Light distribution



flood 38°

| h (m) | E0° (lx) | ø (m) |
|-------|----------|-------|
| 1 | 5260 | 0.69 |
| 2 | 1310 | 1.38 |
| 3 | 580 | 2.07 |
| 4 | 330 | 2.76 |
| 5 | 210 | 3.45 |

Product drawing



¹ RAL code ² Value of containing product at full load (undimmed)
³ incl. optical losses and the efficiency of the operating device (converter)
⁴ incl. optical losses

Installation instructions



Lighting calculator

