

# SASSO PRO 100

## adjustable offset trim round


048-2413638F 052-1932448



Project / Type

Notes

Count / Date



### General

Ceiling , Recessed

tilt max 35°

rotation 360°

black , RAL 9005 <sup>1</sup>

Mounting set jet black

IP20

2750 lm

### LED

4000 K

CRI ≥ 90

L90 / 50000 h

R<sub>g</sub>: 97 , R<sub>f</sub>: 89 , R<sub>f(1-15)</sub>: 91

MR 0.85

MDER 0.77

### Optical

flood

beam angle 39°

PstLM ≤ 1.0 <sup>2</sup>

SVM ≤ 0.4 <sup>2</sup>

### Electrical

DALI-2

220-240 V

system 27.0 W

system 102 lm/W<sup>3</sup>

PC2

1 DALI Addr.

### Physical

trim

diameter 112 mm

height 106 mm

0.59 kg

### Cutout

diameter 108 mm

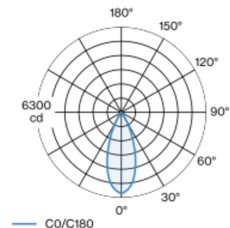
min. ceiling thickness 5 mm

max. ceiling thickness 25 mm

recessed depth 130 mm

Round recessed spotlight in die-cast aluminium with recessed luminaire plane; surface black powder coated; 360° rotatable and 35° tiltable; installation without tools in mounting set due to patented ball catch system; round installation housing; with trim jet black; suitable for ceiling thickness of 5-25 mm; passive cooling of the LEDs through improved heat sink geometry; with COB (Chip on Board) technology for maximum efficiency; no appearance of multiple shadows; light colour 4000 K; CRI ≥ 90; min. 90% of luminous flux after 50000 operating hours; energy efficient LEDs with high CRI; including high quality reflector made of plastic with spherical reflector; aluminium, vapour deposition coated; neutral colour reflection through absolute freedom from interference colour; for brilliant object staging; precise radiation characteristic with 39° beam; installed and exchanged without tools; optical attachments available as accessories; accessories are listed separately; degree of protection IP20; PC2; 220-240 V; incl. DALI-2 converter; converter wired secondary side; through wiring connection box, 3-pole or 5-pole, available as an accessory; light source replaceable by an authorized professional; control gear replaceable by an authorized professional;

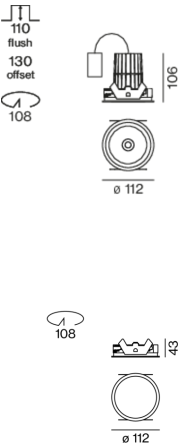
### Light distribution



flood 39°

h (m)	E0° (lx)	ø (m)
1	5990	0.71
2	1500	1.42
3	670	2.13
4	370	2.84
5	240	3.54

### Product drawing



<sup>1</sup> RAL code <sup>2</sup> Value of containing product at full load (undimmed)  
<sup>3</sup> incl. consideration of optical losses, internal control unit losses & operating device efficiency

### Installation instructions



### Lighting calculator

