

# SASSO PRO 100

## adjustable offset trim round

048-2412D37F 052-1932447



Project / Type \_\_\_\_\_

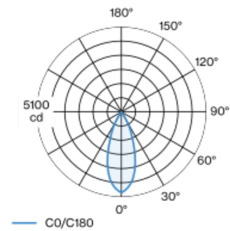
Notes \_\_\_\_\_

Count / Date \_\_\_\_\_



Round recessed spotlight in die-cast aluminium with recessed luminaire plane; surface white powder coated; 360° rotatable and 35° tiltable; installation without tools in mounting set due to patented ball catch system; round installation housing; with trim traffic white; suitable for ceiling thickness of 5-25 mm; passive cooling of the LEDs through improved heat sink geometry; with COB (Chip on Board) technology for maximum efficiency; no appearance of multiple shadows; light colour: tunable white diodes (2700-6500 K); binning initial MacAdam  $\leq 3$  SDCM; CRI  $\geq 92$ ; min. 90% of luminous flux after 50000 operating hours; energy efficient LEDs with high CRI; including high quality reflector made of plastic with spherical reflector; aluminium, vapour deposition coated; neutral colour reflection through absolute freedom from interference colour; for brilliant object staging; precise radiation characteristic with 38° beam; installed and exchanged without tools; optical attachments available as accessories; accessories are listed separately; degree of protection IP20; PC2 220-240V; incl. DALI-2 / DT8 converter; converter wired secondary side; through wiring connection box, 3-pole or 5-pole, available as an accessory; light source replaceable by an authorized professional; control gear replaceable by an authorized professional;

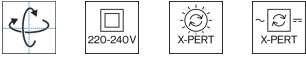
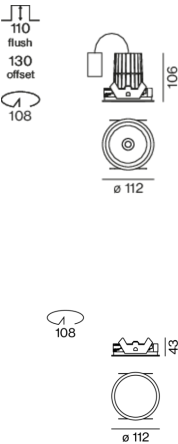
### Light distribution



flood 38°

h (m)	E0° (lx)	ø (m)
1	4850	0.69
2	1210	1.38
3	540	2.07
4	300	2.76
5	190	3.45

### Product drawing



### General

Ceiling , Recessed \_\_\_\_\_

tilt max 35° \_\_\_\_\_

rotation 360° \_\_\_\_\_

white , RAL9016 <sup>1</sup> \_\_\_\_\_

Mounting set traffic white \_\_\_\_\_

IP20 \_\_\_\_\_

2210 lm \_\_\_\_\_

### LED

tunable white \_\_\_\_\_

2700 K - 6500 K \_\_\_\_\_

CRI  $\geq 92$  \_\_\_\_\_

L90 / 50000 h \_\_\_\_\_

initial MacAdam  $\leq 3$  SDCM \_\_\_\_\_

R<sub>g</sub>: 97 , R<sub>f</sub>: 88 , R<sub>t(1-15)</sub>: 88 \_\_\_\_\_

MR 1.15 \_\_\_\_\_

MDER 1.04 \_\_\_\_\_

### Optical

flood \_\_\_\_\_

beam angle 38° \_\_\_\_\_

PstLM  $\leq 1.0$  <sup>2</sup> \_\_\_\_\_

SVM  $\leq 0.4$  <sup>2</sup> \_\_\_\_\_

### Electrical

DALI-2 DT8 \_\_\_\_\_

system 27.7 W \_\_\_\_\_

PC2 220-240V \_\_\_\_\_

system 80 lm/W<sup>3</sup> \_\_\_\_\_

inset 94 lm/W<sup>4</sup> \_\_\_\_\_

2 DALI Addr. \_\_\_\_\_

### Physical

trim \_\_\_\_\_

diameter 112 mm \_\_\_\_\_

height 106 mm \_\_\_\_\_

0.59 kg \_\_\_\_\_

### Cutout

diameter 108 mm \_\_\_\_\_

min. ceiling thickness 5 mm \_\_\_\_\_

max. ceiling thickness 25 mm \_\_\_\_\_

recessed depth 130 mm \_\_\_\_\_

<sup>1</sup> RAL code <sup>2</sup> Value of containing product at full load (undimmed)

<sup>3</sup> incl. optical losses and the efficiency of the operating device (converter)

<sup>4</sup> incl. optical losses

### Installation instructions



### Lighting calculator

