

SASSO PRO 100

adjustable

flush trimless

048-2413518F 052-1921447



Project / Type
Notes
Count / Date



General

Ceiling , Recessed
tilt max 35°
rotation 360°
black , RAL 9005 ¹
IP20
2720 lm

LED

3000 K
CRI ≥ 90
L90 / 50000 h
initial MacAdam ≤ 3 SDCM
R _g : 100 , R _f : 89 , R _(f-15) : 89
MR 0.56
MDER 0.51

Optical

flood
beam angle 39°
PstLM ≤ 1.0 ²
SVM ≤ 0.4 ²

Electrical

non DIM
220-240 V
system 27.0 W
system 101 lm/W ³
PC2

Physical

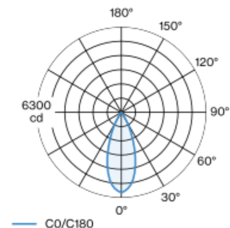
trimless
diameter 105 mm
height 106 mm
0.64 kg

Cutout

diameter 116 mm
min. ceiling thickness 12.5 mm
max. ceiling thickness 25 mm
recessed depth 110 mm

¹ RAL code ² Value of containing product at full load (undimmed)
³ incl. consideration of optical losses, internal control unit losses
& operating device efficiency

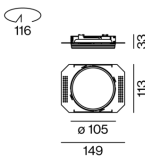
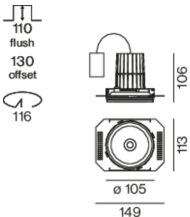
Light distribution



flood 39°

h (m)	E0° (lx)	ø (m)
1	5920	0.71
2	1480	1.42
3	660	2.13
4	370	2.84
5	240	3.54

Product drawing



Installation instructions



Lighting calculator

