

SASSO PRO 100

adjustable

offset trimless

048-2412D38F 052-1931447



Project / Type _____

Notes _____

Count / Date _____



General

Ceiling , Recessed _____

tilt max 35° _____

rotation 360° _____

black , RAL9005 ¹ _____

Mounting set traffic white _____

IP20 _____

2150 lm _____

LED

tunable white _____

2700 K - 6500 K _____

CRI ≥ 92 _____

L90 / 50000 h _____

initial MacAdam ≤ 3 SDCM _____

R_g: 97 , R_f: 88 , R_{t(1-15)}: 88 _____

MR 1.15 _____

MDER 1.04 _____

Optical

flood _____

beam angle 38° _____

PstLM ≤ 1.0 ² _____

SVM ≤ 0.4 ² _____

Electrical

DALI-2 DT8 _____

220-240 V _____

system 27.7 W _____

PC2 _____

system 78 lm/W³ _____

2 DALI Addr. _____

Physical

trimless _____

length 105 mm _____

width 113 mm _____

height 106 mm _____

0.63 kg _____

Cutout

diameter 116 mm _____

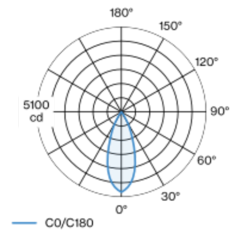
min. ceiling thickness 12.5 mm _____

max. ceiling thickness 25 mm _____

recessed depth 130 mm _____

¹ RAL code ² Value of containing product at full load (undimmed)
³ incl. optical losses and the efficiency of the operating device (converter)

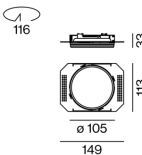
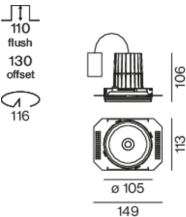
Light distribution



flood 38°

h (m)	E0° (lx)	ø (m)
1	4810	0.69
2	1200	1.38
3	530	2.07
4	300	2.76
5	190	3.45

Product drawing



Installation instructions



Lighting calculator

